




The call of
the **BLUE**

**EXTRA STYLE.
EXTRA STOPPING POWER.**



NOW WITH
UBS
Unified Braking System

SALUTO
125CC

 Follow us on www.facebook.com/yamahamotorindia | www.yamaha-motor-india.com/saluto



SALUTO

125CC

Colours (Disc / Drum Variants)

Armada Blue



Sparky Cyan




Brave Black



Matt Green



Features




125cc Blue Core Engine



Comfortable Seat



New Colours and Graphics



245mm Disc Brake with UBS (Unified Braking System)

UBS - Unified Braking System



UBS has been developed for better stopping power of your 2 wheelers. UBS links both front & rear brakes with the rear brake pedal. When the rider applies the rear brake, the rear brake and a portion of the front brake are applied. For full braking performance, apply both the brake lever and the brake pedal simultaneously.

UBS results in:

1. **Reduced braking distance**
2. **Better handling during braking**
3. **Smoother chassis behavior during braking**



2yrs / 30,000kms warranty*
3yrs / 40,000kms extended warranty**



The specifications and designs of the motorcycles shown here may vary according to the requirements and are subject to change without prior notice. Colours shown may not match the actual colour due to printing limitations. *Conditions apply. **Warranty extended for Engine Carburetor, AIS system and Electricals including wiring harness, whichever is earlier. 5-year warranty* only applicable in case of purchase of Yamaha Protection Plus Policy during validity period. Please refer to Yamaha Protection Plus Policy for more details.

Yamaha Motor India Sales Pvt. Ltd, AKDR Tower - 5th Floor, Door No, 3/381, Rajiv Gandhi Salai (OMR), Mettukkuppam, Chennai - 600 097

Phone: 044-3814 7000, Toll Free No.: 1800 420 1600, Email: info@yamaha-motor-india.com

f Follow us on www.facebook.com/yamahamotorindia | www.yamaha-motor-india.com/saluto

SPECIFICATIONS

Engine

Engine type	Air cooled, 4-stroke, SOHC, 2-valve
Displacement	125 cc
Bore & stroke	52.4 x 57.9 mm
Compression ratio	10.0 :1
Maximum horse power	6.1 kW(8.3 PS)/ 7000 r/min
Maximum torque	10.1 N·m (1.0 kgf·m)/ 4500r/min
Starting system	Electric start and kick start
Lubrication	Wet sump
Cylinder layout	Single cylinder
Clutch type	Wet, multiple-disc
Ignition system type	CDI (capacitor discharge ignition)
Carburetor type/ Fuel supply	Carburetor
Primary/ Secondary reduction ratio	3.409 (75/ 22)/ 3.214 (45/ 14)
Transmission type	Constant mesh, 4-speed
Battery	AB5L-B / 12MX5L-B, 12 V, 5.0 Ah (10 HR)
Headlight	Halogen bulb 12V,35/ 35W×1
Caster angle/ Trail	26 degree/ 91mm

Dimension

Overall length x width x height (Disc)	2035 mm x 730 mm x 1095 mm
Overall length x width x height (Drum)	2035 mm x 710 mm x 1080 mm
Curb Weight	114 kg
Wheelbase	1265 mm
Minimum ground clearance	180 mm
Fuel tank capacity	7.6 L
Engine oil capacity	1.10 L
Seat height	805 mm

Chassis

Frame type	Diamond
Suspension type (Front)	Telescopic fork
Suspension type (Rear)	Swingarm
Brake type (Disc variant)	245mm Disc(Front)/ Drum Brake(Rear)
Brake type (Drum variant)	Drum Brake
Tyre size (Front)	80/100-18 47 P Tubeless
Tyre size (Rear)	80/100-18 54 P Tubeless
Brake/ tail light	12V,21/ 5W x 1
Turn signal light (Front/ Rear)	12V,10W x 2

Authorised Dealer

