

Kawasaki

2018 KX™ & KLX®

MOTORCYCLES



KX™

THE BIKE THAT BUILDS CHAMPIONS

Behind the glory of every pro champion lies a storied career of a young racer who fought and clawed his way through the amateur ranks. Roots run deep in motocross, and for 36 years, the Kawasaki Team Green™ program has supported future champions. Some of the most iconic champions in motocross started their racing careers with the Monster Energy® Kawasaki Team Green racing team, from Jeremy McGrath to Ryan Villopoto, all of whom lit up the amateur ranks aboard KX™ motorcycles before embarking on their prolific careers.





Through Kawasaki's industry-leading amateur program, Team Green offers unmatched trackside assistance at local, regional and national amateur motocross events across the country, as well as online "factory" support, racing contingency and dealer support programs. Kawasaki continues to forge a tradition of bringing up champions who ride the evolving and always-improving KX motorcycle.

With the support of 7-time AMA Supercross Champion Jeremy McGrath, the Team Green program continues to foster aspiring racers today, and build upon the stalwart foundation of the championship-winning KX motorcycles. The Monster Energy Kawasaki Team Green racing team has given rise to many champions over the past decades and one thing remains proven: KX wins.

2018 KX™ FAMILY



KX™65

KX™85

KX™100

KX™250F

WINNING HERITAGE

When it comes to Motocross and Supercross, Kawasaki is the winningest brand in AMA Pro racing—no other brand comes close. Season after season, racing-inspired technology is incorporated into the production of KX™ motorcycles. Industry-leading innovations mean better acceleration, quicker handling and lighter weight, to bring out your best performance and continue the championship-winning tradition.



KX™450F

Whether you're starting off as an aspiring racer, or advancing in the full-size ranks, KX motorcycles are the ultimate Motocross machines. With features such as advanced suspension components, factory engine tuning capabilities and finely tuned frames, KX is: The Bike That Builds Champions.

2018 KX™450F

PEAK PERFORMANCE



Gain the advantage before the gate even drops with the 2018 Kawasaki KX™450F motorcycle. With the pinnacle of advanced technology, class-leading ergonomic adjustability and the incredible power of the KX450F at your disposal, the top step of the podium awaits. Shred the competition and realize your potential on the Motocross track aboard the closest thing to the machines that heroes of the Monster Energy® Kawasaki and Team Green™ racing teams ride. And that can only be a Kawasaki KX.



● Lime Green

ENGINE	4-stroke, 1-cylinder, DOHC, water-cooled
DISPLACEMENT	449cc
TRANSMISSION	5-speed, return shift
FRONT SUSPENSION / WHEEL TRAVEL	Inverted Showa SFF-Air TAC fork with Triple Air Chamber, DLC coated sliders, 22-position compression and 20-position rebound damping adjustment/12.0 in
REAR SUSPENSION / WHEEL TRAVEL	Uni-Trak® linkage system and Showa shock, 19-position low-speed and 4-turns high-speed compression damping, 22-position rebound damping and fully adjustable spring preload/12.0 in
FRONT TIRE	80/100-21
REAR TIRE	120/80-19
FRONT BRAKES	Single semi-floating 270mm Braking® petal disc with dual-piston caliper
REAR BRAKES	Single 240mm Braking® petal disc with single-piston caliper
RAKE/TRAIL	28.2°/5.0 in
SEAT HEIGHT	37.4 in
CURB WEIGHT	239.8 lbs**
FUEL CAPACITY	1.66 gal
WHEELBASE	58.9 in

**Curb weight includes all necessary materials and fluids to operate correctly, full tank of fuel (more than 90 percent capacity) and tool kit (if supplied).



RACE-WINNING POWER

Featuring the race-team-inspired bridged-box bottom piston gleaned from the bikes used by the Monster Energy® Kawasaki racing team, the KX™450F motorcycle engine churns out quick-revving and responsive power. The high-flow airbox with rear intakes under the seat contribute to exceptional peak power.



ALUMINUM FRAME

The slim, lightweight aluminum perimeter frame is precisely constructed with a combination of forged, extruded and cast parts to deliver a balance of torsional and longitudinal rigidity for quick handling and superb performance.




SHOWA SFF-AIR TAC FORK

Highlighting the advanced suspension of the KX™450F motorcycle is the state-of-the-art Showa Separate Function Fork-Air with Triple Air Chamber (SFF-Air TAC). Lightweight design with tuned rigidity matches the chassis dynamics for optimized front-end feel.

2018 KX™250F

CHAMPIONSHIP POWER



The aggressively designed 2018 KX™250F motorcycle features engine updates for more power and an enhanced front fork for improved handling and suspension performance. Class-leading ergonomic adjustability and advanced engine performance technology continue to be key attributes of the KX250F, giving you race-ready technology and factory-level support at your disposal.



● Lime Green

ENGINE	4-stroke, 1-cylinder, DOHC, water-cooled
DISPLACEMENT	249cc
TRANSMISSION	5-speed, return shift
FRONT SUSPENSION / WHEEL TRAVEL	48mm inverted Showa SFF telescopic fork with 40-way spring preload adjustability and 22-position compression and 20-position rebound damping adjustability/12.2 in
REAR SUSPENSION / WHEEL TRAVEL	Uni-Trak® linkage system and Showa shock with 19-position low-speed and 4-turns high-speed compression damping, 22-position rebound damping, fully adjustable spring preload/12.2 in
FRONT TIRE	80/100-21
REAR TIRE	100/90-19
FRONT BRAKES	Single semi-floating 270mm Braking® petal disc with dual-piston caliper
REAR BRAKES	Single 240mm Braking® petal disc with single-piston caliper
RAKE/TRAIL	28.4°/4.8 in
SEAT HEIGHT	37.2 in
CURB WEIGHT	230.3 lb**
FUEL CAPACITY	1.69 gal
WHEELBASE	58.2 in

**Curb weight includes all necessary materials and fluids to operate correctly, full tank of fuel (more than 90 percent capacity) and tool kit (if supplied).



ENGINE

Experience high-revving power and race-winning performance with the updated engine of the 2018 KX™250F motorcycle. Increased power and torque across the rev range starts with a new air intake boot, updated intake valve timing and revised cylinder head with new intake port design. A higher-pressure fuel pump, revised FI setting and updated injector angle contribute to improved throttle response and power.



SHOWA SFF-TYPE 2

The class-leading chassis features the revolutionary Showa Separate Function Fork (SFF)-Type 2, updated for 2018 to offer a more plush ride. Revised valving improves compliance in small bumps for greater comfort through the chop. Fine-tune your setup with fully adjustable preload, compression and rebound damping for superior handling and control.



CHASSIS

The slim, light chassis is central to the outstanding handling characteristic of the 2018 Kawasaki KX™250F motorcycle. The frame is narrow at the main spars for easy rider movement. To optimize chassis flex, the down-tube combines a forged front portion with a cast aluminum rear section, which enhances front-end feel.



2018 KX™100

YOUR STEPPING STONE


Your experienced young rider is ready to advance, but the big bikes are just out of reach. Mold your aspiring racer the right way by bridging the gap to full-size bikes with the KX™100 motorcycle, the bike that helped launch stars like Ryan Villopoto. With the 19-inch front wheel and 16-inch rear, the KX100 offers the ideal solution for Supermini contenders. Your rider can gain more experience with the KX100—the perfect blend of responsive power, high durability and adjustable suspension to build confidence.



● Lime Green

ENGINE	2-stroke, 1-cylinder, piston reed valve, water-cooled
DISPLACEMENT	99cc
TRANSMISSION	6-speed, return shift
FRONT SUSPENSION / WHEEL TRAVEL	36mm inverted telescopic cartridge fork with 20-way compression damping/10.8 in
REAR SUSPENSION / WHEEL TRAVEL	Uni-Trak® single shock system with 24-way compression and 21-way rebound damping plus adjustable spring preload/10.8 in
FRONT TIRE	70/100-19
REAR TIRE	90/100-16
FRONT BRAKES	Disc
REAR BRAKES	Disc
RAKE/TRAIL	29°/4.3 in
SEAT HEIGHT	34.3 in
CURB WEIGHT	169.7 lb**
FUEL CAPACITY	1.32 gal
WHEELBASE	51.6 in

**Curb weight includes all necessary materials and fluids to operate correctly, full tank of fuel (more than 90 percent capacity) and tool kit (if supplied).



ENGINE

The 99cc liquid-cooled two-stroke Supermini gives amateur riders stepping up from the KX™85 the perfect blend of proportionate power increase with a taller chassis before transitioning to a KX250F motorcycle. Carbon fiber reed valves and the KIPS® two-piece exhaust valve help to deliver instant power when the rider demands it.



SUSPENSION

Front and rear suspension can both be tuned to the rider's preference. The 36mm inverted cartridge fork with shim-stack-type valving houses 20-way adjustable compression damping and 10.8 inches of travel. In the rear, the Uni-Trak® suspension has 10.8 inches of travel and features adjustable spring preload as well as 24-position compression and 21-position rebound damping adjustment.



BRAKES

Progressive braking performance comes courtesy of a 220mm petal brake rotor in the front and a 184mm petal brake rotor in the rear. The petal design reduces unsprung weight while also helping to keep the brake pads clean and cool. The result is consistent braking performance with a firm feel. Inspire confidence and sharpen skills in your growing rider with premium stopping power.



2018 KX™85

GROW UP GREEN


The KX™85 motorcycle brings Kawasaki's proven performance to the amateur ranks with the proportionate power of a big bike scaled down to offer experienced young racers the advantage they need. Built upon a championship-winning platform, Kawasaki's KX85 helps developing racers sharpen their skills and have fun while they do it.



● Lime Green

ENGINE	2-stroke, 1-cylinder, piston reed, valve, water-cooled
DISPLACEMENT	84cc
TRANSMISSION	6-speed, return shift
FRONT SUSPENSION / WHEEL TRAVEL	36mm inverted telescopic cartridge fork with 20-way compression damping/10.8 in
REAR SUSPENSION / WHEEL TRAVEL	Uni-Trak® single shock system with 24-way compression and 21-way rebound damping, plus adjustable spring preload/10.8 in
FRONT TIRE	70/100-17
REAR TIRE	90/100-14
FRONT BRAKES	Disc
REAR BRAKES	Disc
RAKE/TRAIL	29°/3.8 in
SEAT HEIGHT	32.7 in
CURB WEIGHT	165.3 lb**
FUEL CAPACITY	1.32 gal
WHEELBASE	49.8 in

**Curb weight includes all necessary materials and fluids to operate correctly, full tank of fuel (more than 90 percent capacity) and tool kit (if supplied).



ENGINE

The high-revving 84cc two-stroke engine churns out crisp, responsive power to burst out of corners. A close ratio six-speed transmission and manual clutch allow aspiring racers to get the most out of the KX™85 and ride with confidence.



SUSPENSION

The 36mm inverted cartridge fork features adjustable compression damping which enables precise tuning throughout the impressive 10.8 inches of travel. The rear suspension has a fully-adjustable KYB® shock, also featuring 10.8 inches of travel.



ERGONOMICS

The ERGO-FIT™ system featuring three-position height-adjustable handlebar clamps enables riders to set their ideal ride position and allows the KX™85 to grow with your young racer for season after season of racing fun.



2018 KX™65

FIRST STEP TO GREATNESS

Usher in a new generation of aspiring racers the right way. The KX™65 motorcycle is the ideal tool for introducing young racers to the competitive ranks of Motocross, with high-revving power and proven agility to turn lap after lap, whether it's race day or a simple track day with friends. The KX65 allows riders to gain experience and build skills on a dependable platform.



● Lime Green

ENGINE	2-stroke, 1-cylinder, piston reed valve, water-cooled
DISPLACEMENT	64cc
TRANSMISSION	6-speed, return shift
FRONT SUSPENSION / WHEEL TRAVEL	33mm leading axle conventional fork with 4-way rebound damping/8.3 in
REAR SUSPENSION / WHEEL TRAVEL	Uni-Trak® single shock system with 4-way rebound damping and fully adjustable spring preload/9.4 in
FRONT TIRE	60/100-14
REAR TIRE	80/100-12
FRONT BRAKES	Disc
REAR BRAKES	Disc
RAKE/TRAIL	27°/2.4 in
SEAT HEIGHT	29.9 in
CURB WEIGHT	132.2 lb**
FUEL CAPACITY	1.0 gal
WHEELBASE	44.1 in

**Curb weight includes all necessary materials and fluids to operate correctly, full tank of fuel (more than 90 percent capacity) and tool kit (if supplied).



ENGINE

The high-revving liquid-cooled two-stroke 64cc engine of the KX™65 motorcycle produces instant throttle response and useable power throughout the rev range. This, along with a six-speed transmission, creates broad and potent power to satisfy any aspiring Motocross racer.



BRAKES

Progressive braking performance comes courtesy of front and rear disc brakes. The result is strong braking performance with a firm feel. Consistent braking performance inspires confidence and sharpens skills in your growing rider with premium stopping power.



SUSPENSION

The 33mm conventional fork features four-position adjustable rebound damping and more than eight inches of travel. In the rear, the Uni-Trak® link-mounted shock features adjustable preload and rebound damping with 9.4 inches of travel.



2018 KX™ ACCESSORIES

KAWASAKI GENUINE ACCESSORIES

Put a personal touch on your Kawasaki KX™ motorcycle with Kawasaki Genuine Accessories. Built and developed by Kawasaki engineers, these accessories are designed to provide powerful, reliable and versatile performance. For a perfectly integrated fit, easy installation and long-lasting dependability—accessorize your bike with Kawasaki Genuine Accessories.



KX™ FI CALIBRATION KIT (HANDHELD)

Take your power tuning to a whole new level with the KX™ FI Calibration Kit. This kit, sold separately as a Kawasaki Genuine Accessory, utilizes the handheld KX FI Calibration Controller* so you can adjust fuel mapping and ignition settings with factory precision. The controller contains seven preset map settings and you can create your own, tuned to your preference, all without a PC. With quick and easy connectivity to the engine ECU, you can adjust engine characteristics, create new maps and select the best setting for specific tracks or conditions. The color LCD screen of the handheld controller is clear and easy to read. The kit also comes with transfer and diagnostic cables, SD memory card, user manual and a carrying case. Give yourself the factory advantage with the sophisticated yet simple tuning capabilities of the KX FI Calibration Kit.

*KX FI Calibration Controller can be used with most fuel-injected KX models.
Sub Harness sold separately.



ACCESSORY DIGITAL HAND PUMP*

Get the most out of the industry's top-rated air-fork technology with factory-level tuning ability in the palm of your hand. Sold separately, this digital air pump is designed to fulfill the specific needs of the Showa SFF-Air TAC fork. Tune and maintain the front suspension of your KX™450F motorcycle with this Kawasaki Genuine Accessory and prepare to dominate the field.

*Available for KX450F only



RK MXZ GREEN RACING CHAIN

RK's top of the line non o-ring chain with an exclusive green finish that is only available directly from Kawasaki.



SUB HARNESS

The Sub Harness connects KX™ FI Calibration Kit (handheld) to the main vehicle wiring harness.

2018 KLX® FAMILY



KLX®110

KLX®110L

KLX®140

KLX®140L

KLX®140G

FIT FOR ADVENTURE

When it comes to the sheer fun factor of trail riding, nothing will put a smile on your face quite like the Kawasaki KLX® motorcycles. The KLX line of motorcycles has something for everyone. Premium features like electric start, adjustable suspension and tractable power make learning smooth and comfortable for new riders while the lightweight design makes KLX motorcycles irresistibly fun for everyone. Open the door to the fun of off-road riding and take to the trails with the KLX140 and KLX110 motorcycles.

KLX® 140 FAMILY

SEAT HEIGHT

33.9"

31.5"

30.7"

REAR WHEEL

18"

16"

14"

KLX140G

KLX140L

KLX140



FRONT WHEEL

21"

19"

17"

KLX® 110 FAMILY

SEAT HEIGHT

28.7"

26.8"

KLX110L

KLX110





2018 KLX® 140G

DIRT-FUELED FUN

The KLX®140G motorcycle offers high-end features such as electric start and disc brakes. The air-cooled engine eliminates the need for radiators while also keeping the chassis slim and lightweight. Comfortable ergonomics in three different sizes are ideal for a variety of off-riders, with room to move around on the bike while also offering a reassuring reach to the ground.



● Lime Green

ENGINE	4-stroke, 1-cylinder, SOHC, air-cooled
DISPLACEMENT	144cc
TRANSMISSION	5-speed, return shift
FRONT SUSPENSION / WHEEL TRAVEL	33mm telescopic fork/7.5 in
REAR SUSPENSION / WHEEL TRAVEL	Uni-Trak® linkage system and single shock with piggyback reservoir, fully adjustable preload and 22-way rebound damping/7.9 in
FRONT TIRE	2.75x21
REAR TIRE	4.10x18
FRONT BRAKES	Disc
REAR BRAKES	Disc
RAKE/TRAIL	27°/4.6 in
SEAT HEIGHT	33.9 in
CURB WEIGHT	218.2 lb**
FUEL CAPACITY	1.5 gal
WHEELBASE	52.4 in

**Curb weight includes all necessary materials and fluids to operate correctly, full tank of fuel (more than 90 percent capacity) and tool kit (if supplied).



LIGHTWEIGHT

At over 30 pounds lighter than other off-road bikes with full-size wheels, the KLX®140G offers confidence-inspiring capability to take on a variety of terrain. Designed to comfortably fit a wide range of riders, the full-sized KLX140G gives you ample agility and maneuverability on the trail.

FULL-SIZE CAPABILITY

The fun and capable KLX®140 motorcycles offer full-size capability with the KLX140G. Full-size wheels give ample ground clearance on the trail and offer a taller seat height and roomy open ergonomics for taller riders while still enabling a reassuring reach to the ground.

ERGONOMICS

Riders come in all sizes, and the spacious ergonomics of the KLX®140G provide a comfortable fit for a wide range of adventure seekers. The full-size features create a roomy riding position, with a natural feeling fit in the rider triangle—between the handlebars, footpegs and seat.



2018 KLX® 140 & KLX140L

FAMILY FUN

With a lower seat height, electric start, confident handling and smooth power, the KLX®140 and KLX140L motorcycles are the ideal entry into off-road riding. These capable trail bikes offer lightweight performance and high-end features such as disc brakes. The KLX140 and KLX140L are as easy to own as they are to ride, so let the off-road adventure begin.

KLX140 MODEL SHOWN

KLX140

KLX140L



● Lime Green

ENGINE	4-stroke, 1-cylinder, SOHC, air-cooled
DISPLACEMENT	144cc
TRANSMISSION	5-speed with wet multi-disc manual clutch
FRONT SUSPENSION / WHEEL TRAVEL	33mm telescopic fork/7.1 in
REAR SUSPENSION / WHEEL TRAVEL	Uni-Trak® linkage system and single shock with piggyback reservoir, fully adjustable preload and 22-way rebound damping/7.1 in
FRONT TIRE	70/100-19
REAR TIRE	90/100-16
FRONT BRAKES	Single 220mm petal disc with a dual-piston caliper
REAR BRAKES	Single 186mm petal disc with single-piston caliper
RAKE/TRAIL	27°/3.8 in
SEAT HEIGHT	31.5 in
CURB WEIGHT	209.4 lb**
FUEL CAPACITY	1.5 gal
WHEELBASE	50.6 in

**Curb weight includes all necessary materials and fluids to operate correctly, full tank of fuel (more than 90 percent capacity) and tool kit (if supplied).

* Specs apply to L model only

* See page 19 for additional specs



ENGINE

Powered by a compact air-cooled 144cc four-stroke engine, KLX®140 motorcycles provide smooth power delivery with fun and predictable acceleration making them ideal for off-road riding. A five-speed gearbox delivers a broad range of power and the manual clutch allows for smooth, easy engagement.



CHASSIS

The lightweight box-style perimeter frame is made from high-tensile steel for exceptional rigidity and strength. The narrow profile contributes to easy rider grip and smooth movement on the bike. Together with the plush suspension, the capable chassis of the KLX®140 motorcycles deliver a confidence-inspiring ride.



BRAKES

Front and rear disc brakes give the KLX®140 motorcycles smooth, progressive stopping power. The 220mm petal disc in the front carries a 27mm twin-piston caliper while the rear features a 186mm petal disc and a 27mm single-piston caliper.

A rider wearing a blue and green motocross suit and a black helmet with yellow accents is riding a green and white Kawasaki KLX110L motorcycle on a dirt trail. The background shows a desert landscape with green bushes and mountains under a blue sky. The motorcycle has 'Kawasaki' written on the side panel.

2018 KLX® 110 & KLX110L

FEISTY BY NATURE

Whether it's a friendly bike for beginners or an instrument of mini-moto mischief, the KLX®110 motorcycle and the slightly larger KLX110L motorcycle are up for the task. The playful four-stroke engine and compact chassis are versatile enough to handle fun for all sizes.

KLX110 MODEL SHOWN



KLX110

KLX110L



● Lime Green

ENGINE	4-stroke, 1-cylinder, SOHC, air-cooled
DISPLACEMENT	112cc
TRANSMISSION	4-speed, return shift
FRONT SUSPENSION / WHEEL TRAVEL	30mm hydraulic telescopic fork/5.5 in
REAR SUSPENSION / WHEEL TRAVEL	Swingarm w/single hydraulic shock/5.2 in
FRONT TIRE	2.50x14
REAR TIRE	3.00x12
FRONT BRAKES	Mechanical Drum
REAR BRAKES	Mechanical Drum
RAKE/TRAIL	24.2°/1.9 in
SEAT HEIGHT	28.7 in
CURB WEIGHT	167.5 lb**
FUEL CAPACITY	1.0 gal
WHEELBASE	42.3 in

**Curb weight includes all necessary materials and fluids to operate correctly, full tank of fuel (more than 90 percent capacity) and tool kit (if supplied).

* Specs apply to L model only
* See page 19 for additional specs



ENGINE

The KLX®110 motorcycles are powered by a 112cc air-cooled four-stroke engine. The KLX110 comes with a 4-speed transmission with automatic clutch while the KLX110L offers a manual clutch to learn big bike shifting techniques. Power is steady and smooth with strong low- to mid-range torque, making it versatile for riders of varying experience.

ELECTRIC START


The fun begins with the push of a button, although a kick-starter provides a reliable backup. The KLX®110 and KLX110L will only start in neutral, ensuring the rider is ready to go before the engine springs to life. A screw-type throttle limiter helps parents limit the throttle opening while riders are still learning. The screw can be backed out so speeds can increase as the rider's skills improve.

PERFECT FIT


The lightweight KLX®110 off-road motorcycles are fun for the whole family to enjoy. The KLX110 features a 26.8-inch seat height and low center of gravity well suited for young riders while the KLX110L gets a little taller with a 28.7-inch seat height and more ground clearance for taller riders.

KAWASAKI STRONG

MUCH MORE THAN MOTORCYCLES



With 130 years of Kawasaki Heavy Industries, Ltd. (KHI) engineering building the heaviest, most durable and complex machines on the planet, Kawasaki STRONG is a name we can claim. KHI builds tunnel-boring machines that connect continents and trains that carry millions of New Yorkers in and out of the city 24 hours a day, seven days a week. From these engineering monsters, to the last bolt on the KX™450F, KHI engineering says, over and over: Use me. Rely on me. I'm built to win.



BULLET TRAINS

You already know KHI builds machines that move people. But, did you know it also builds machines that move thousands of people—all at once? We're talking trains here. From New York City subway cars to Japan's hyper-speed bullet trains, Kawasaki has been in the business since 1906. Whether a 186-mph bullet train or a 1,441cc Ninja® ZX™-14R motorcycle, KHI likes to believe that the technology that goes into moving thousands of people has a positive effect on how it goes about moving just one.

MOTORCYCLES

Since KHI built its first motorcycle engine in 1953, it has never stopped pushing technology to arm riders with what they need to dominate the streets. Advanced engineering, exhaustive testing and tireless passion go into every motorcycle every time rubber hits the road. From industry-first features to the features that have evolved over a long history, KHI's innovations will never stop feeding the insatiable appetites of riders around the world.

ROBOTICS

If robots are the future, then KHI has been shaping it since 1969 when the company built its first industrial robot. KHI continues to be a leader in the development of robots for a diverse number of processes including: assembly, handling, welding, painting and sealing. Kawasaki robot technology is being used every day to manufacture motorcycles and other products.

WARRANTY

Your new Kawasaki KLX® motorcycle comes with a 6-month limited warranty. Ask your dealer for details about the factory warranty and available extended coverage.

UP TO THREE YEARS ADDITIONAL COVERAGE

Let Kawasaki protect your new KLX® motorcycle for years to come with Kawasaki Protection Plus™. This plan repairs or replaces most components free of charge if found defective in material or workmanship. Everything about the plan is easy. There's no deductible. It's honored at every authorized Kawasaki motorcycle dealer nationwide. It's transferable to another owner with no fee. Just ask your dealer how you can buy additional coverage of 12, 24, or 36 months (depending on the model and plan purchased). FL Lic #65500, Kawasaki Motors Corp., U.S.A., PO Box 25252, Santa Ana, CA 92799, (949) 770 0400.

KX™ models are not covered under warranty and Kawasaki Protection Plus™ is not available.

KAWASAKI CARES:

Ride responsibly. Always wear a helmet, eye protection, and proper apparel. Never ride under the influence of drugs or alcohol. Riding is more fun on a well-maintained motorcycle. Remember, riding safe is smart. Professional riders shown on closed course under adult supervision.

tread lightly!®

OFFICIAL PARTNER



Kawasaki subscribes to the guidelines of Tread Lightly!® a program dedicated to protecting the great outdoors through education and fostering responsible enjoyment of public lands.

ROK™
RIDERS OF KAWASAKI
Powered by the **AMA**



All trademarks, registered trademarks, logos, and copyrights are the property of their respective owners.

©2017 Kawasaki Motors Corp., U.S.A. Printed in U.S.A.

P/N 99969-3629

Kawasaki