

Escape
the Everyday



Make Your Escape

Whether you enjoy island-hopping for a few days, carving turns in big chop, slow cruising along a secluded cove, getting your adrenaline fix at the end of a tow rope or just kicking back catching some rays, you'll find your escape with the new 2018 Sea-Doo® lineup.

We started a revolution in watercraft with the introduction of Sea-Doo in 1968. Since then, we created the first three-seater, the first on-water brake, the world's most affordable watercraft with the Sea-Doo SPARK® and many other innovative products. Now, on our 50th anniversary, we're starting another revolution: Introducing the next-generation 2018 Sea-Doo models, re-defining the watercraft experience with our most innovative, stable and versatile platform ever, for the most epic adventures ever.

THE NEXT-GENERATION SEA-DOO PLATFORM	4
PERFORMANCE — POWERFUL AND PRECISE (RXP®, RXT®, GTR™ models)	8
LUXURY — STYLISH AND COMFORTABLE (GTX ⁱ models)	12
TOW SPORTS — ACTIVE AND BOLD (WAKE™ models)	16
RECREATION — VERSATILE AND NIMBLE (GTI™ and GTS™ models)	20
REC LITE — PLAYFUL AND COMPACT (SPARK models)	24
INNOVATIVE TECHNOLOGY	28
THE SEA-DOO DIFFERENCE	32
PARTS, ACCESSORIES AND CLOTHING	34
SPECIFICATIONS	37





THE
NEXT-GENERATION
Sea-Doo

The all-new Sea-Doo models are built on a new platform that is built for adventure. With more usable space, superior stability in any condition, ingenious storage and an Audio System to amplify your next adventure, life onboard has completely changed. Whether you're out exploring, discovering new locations or just hanging out, these revolutionary new models turn the idea of a personal watercraft, into a personal adventure-craft. Available on the Sea-Doo RXT, GTX and WAKE PRO.



LIVING ROOM ONBOARD
CONFIGURABLE. COMFORTABLE. GROUNDBREAKING.

With comfy, modular 3-Up seating, and a useful and large swim platform, the new design makes hanging out just as fun as riding around.

Large, flat swim platform to prep for fun or kick back for hours.

Modular seating is configurable for hanging out, sunbathing or a face-to-face picnic.

Removable rear seat, to create even more space while relaxing.



REVOLUTIONARY STABILITY

AT REST. AT SPEED. ALWAYS STEADY.

It's our most stable platform yet. And in rough water, it's the new industry standard for stability. Whether you're parked in a cove or hauling at high speeds, the new Sea-Doo models feel steady and sure—even with three people on board or someone re-boarding.

Redesigned hull for improved stability at high and low speeds, in big or small chop.

Lower center of gravity for improved stability.

Hull is 1" (2.5 cm) wider for improved stability at rest or re-boarding.



INGENIOUS STORAGE

USEFUL. ACCESSIBLE. FUNCTIONAL.

All your gear is now within arm's reach. The industry's first direct-access front storage opens by simply raising the handlebar assembly. No standing required. And extra rear storage is now possible with the secure Quick-Attach LinQ System.

Exclusive LinQ System lets you quickly and easily attach a fuel caddy and a bag or cooler.

Large front storage is completely accessible from a seated position.

Glovebox features a waterproof, shockproof phone compartment with USB charger.*



MUSIC ONBOARD

INTEGRATED. BLUETOOTH. WATERPROOF.

Ride to the beat of your own drum with the new BRP Audio Premium System. With the swipe of a finger, create the vibe you want with the industry's first manufacturer-installed, truly waterproof, Bluetooth+ audio system. You can store your phone in the waterproof, shockproof compartment and even charge it with the USB port.**

Two powerful 50-watt speakers for music clarity, even while riding.

Music will play even after engine is turned off.**

Remote control pad on left speaker to quickly and easily change songs and volume.

Other improvements: LinQ Ski Pylon Quick-Attach System, New 3rd Generation iBR, Easy Reboarding Handle. *USB Port available as an accessory. Standard on GTX Limited model. **Up to one hour.

||| PERFORMANCE



ADVENTURE

BEYOND TYPICAL

Boundaries

Get ready to push the limits of what you can do and where you can go on a watercraft. The all-new ST³ Hull™, combined with the innovative Ergolock™ System on RXT models, maximizes control in any condition, making it the new benchmark for rough water performance. And for the thrill of outright acceleration, 60 mph (96 km/h) is just 3.8 seconds away. With available features like the Bluetooth Audio System and the exclusive LinQ Quick-Attach System for cargo, the new go-anywhere, do-anything performance models can turn a typical joy ride into an epic journey.





PERFORMANCE

POWERFUL AND PRECISE

STANDARD FEATURES

- Intelligent Brake and Reverse (iBR®)
- Closed-Loop Cooling System (CLCS)
- Intelligent Throttle Control (iTC™) with Sport Mode
- High-Performance Variable Trim System (VTS™)
- Anti-Theft Security System (D.E.S.S.)
- iControl® Learning Key®



Rear seat removed.



NEW RXT 230 ■■

UNMATCHED STABILITY AND VALUE

TOP SPEED
65 MPH / 105 KM/H

NEW ST³ HULL
STABLE + PREDICTABLE

CAPACITY
3 RIDERS

STANDARD FEATURES PLUS:

- Modular Ergolock Narrow Racing Seat
- Tilt Steering
- Exclusive Quick-Attach Rear Cargo System (LinQ)
- 28 US gal. (102.5 L) Direct-Access Front Storage
- Bluetooth Audio System (Optional)
- Cruise Control



NEW RXT-X 300 ■■■

ULTIMATE OFFSHORE PERFORMANCE WATERCRAFT

TOP SPEED
65 MPH / 105 KM/H
*WITH BEST ACCELERATION**

NEW ST³ HULL
STABLE + PREDICTABLE

CAPACITY
3 RIDERS

RXT 230 FEATURES PLUS:

- Angled, Extended, Footwell Wedges
- Launch Control Auto-Trim for Optimal Acceleration
- Race-Inspired X-Sponsons for Hull Stabilization
- X-Coloration, Graphics, Design and Gauge



GTR 230 ■■

ACCESSIBLE POWER AND PERFORMANCE

TOP SPEED
65 MPH / 105 KM/H

GTI HULL
FORGIVING + NIMBLE

CAPACITY
3 RIDERS

STANDARD FEATURES PLUS:

- 30.8 US gal. (117 L) of Storage



GTR-X 230 ■■

HIGH PERFORMANCE AND HIGH VALUE

TOP SPEED
65 MPH / 105 KM/H

GTI HULL
FORGIVING + NIMBLE

CAPACITY
2 RIDERS

STANDARD FEATURES PLUS:

- Acceleration of 0-60 mph (96 km/h) in 5.2 Seconds
- Ergolock System: Narrow Racing Seat and Angled Footwell Wedges
- NEW Racing Handlebar with Adjustable Riser
- X-Coloration, Graphics, Design and Gauge
- 30.7 US gal. (116 L) of Storage



RXP-X 300 ■■■

ULTIMATE RACING WATERCRAFT

TOP SPEED
65 MPH / 105 KM/H
*WITH BEST ACCELERATION**

T³ HULL™
CONTROL + PRECISION

CAPACITY
2 RIDERS

STANDARD FEATURES PLUS:

- Acceleration of 0-60 mph (96 km/h) in 3.8 Seconds
- Ergolock System: Narrow Racing Seat and Angled Footwell Wedges
- NEW Racing Handlebar with Adjustable Riser
- X-Coloration, Graphics, Design and Gauge
- Trim Tabs

*Rotax 1630 ACE has highest acceleration among current model-year 2018 Sea-Doo engines.

Top speed and acceleration data based on BRP internal testing in optimal conditions. Top speed is limited to 65 mph (105 km/h) in North America as per an agreement with the US Coast Guard.

||| LUXURY

ADVENTURE
AND
Luxury
ARE NOT
MUTUALLY EXCLUSIVE

The Sea-Doo GTX Series is the new standard for watercraft luxury, allowing you to reach secluded destinations in comfort and style. Comfort, in the form of ergonomic, configurable seating, a large swim platform and improved stability, allowing you to lounge onboard for hours. Style, in the form of classic colors, a powerful Bluetooth Audio System and the widest array of features.





LUXURY

STYLISH AND COMFORTABLE

STANDARD FEATURES

- Modular Ergolock Seat with Stepped Design
- Direct-Access Front Storage and Watertight Phone Box
- Exclusive Quick-Attach Rear Cargo System (LinQ)
- Intelligent Brake and Reverse (iBR)
- Closed-Loop Cooling System (CLCS)
- Intelligent Throttle Control with 3 Riding Modes: Touring, Sport and ECO®
- Cruise Control and Slow Mode
- Tilt Steering
- Reboarding Ladder
- Anti-Theft Security System (D.E.S.S.)
- iControl Learning Key



NEW GTX 155 / GTX 230 ■

LUXURIOUS VALUE AND CONTROL ALWAYS IN STYLE

TOP SPEED

55 MPH / 88 KM/H (GTX 155)

65 MPH / 105 KM/H (GTX 230)

NEW ST³ HULL

STABLE + PREDICTABLE

CAPACITY

3 RIDERS

STANDARD FEATURES PLUS:

- 28 US gal. (102.5 L) of Storage
- Bluetooth Audio System (Optional)
- High-Performance Variable Trim System (VTS)

Top Speed is based on BRP internal testing in optimal conditions. Top Speed is limited to 65 mph (105 km/h) in North America as per an agreement with the US Coast Guard.



NEW GTX LIMITED 230 / GTX LIMITED 300 ■

THE NEW STANDARD FOR LUXURY PERFORMANCE

TOP SPEED

65 MPH / 105 KM/H

(GTX LIMITED 230)

65 MPH / 105 KM/H

WITH BEST ACCELERATION*
(GTX LIMITED 300)

NEW ST³ HULL

STABLE + PREDICTABLE

CAPACITY

3 RIDERS

GTX 155 / 230 FEATURES PLUS:

- Storage Bin Organizer and Dry Bag
- Bluetooth Audio System with USB Port
- Safety Equipment Kit
- Watercraft Cover
- Additional Gauge Functions: Time/Distance to Empty, Altitude Indicator
- Wood Brushed Mat Design on Swim Platform

**Rotax 1630 ACE has highest acceleration among current model-year 2018 Sea-Doo engines.*

||| TOW SPORTS



THE ONLY
PERSONAL WATERCRAFT

*Designed for
Tow Sports*

Rip, shred and catch some serious air with the best of them. Thanks to exclusive tow-focused features like Ski Mode, a Ski Pylon and Board Rack, all you have to do is grab a board and get on the water. This year, the all-new WAKE PRO model features our new platform, delivering the most stable ride in the industry. With extra space for prepping, easy reboarding and a bumpin' 100W Bluetooth Audio System, these models are ready to amp up your next ride.





TOW SPORTS
ACTIVE AND BOLD

STANDARD FEATURES

- 3-Position Retractable Ski Pylon
- Removable Wakeboard Rack
- Intelligent Brake and Reverse (iBR)
- Reboarding Ladder
- Cruise Control and Slow Mode
- Intelligent Throttle Control (iTC) with Ski Mode
- Closed-Loop Cooling System (CLCS)
- Anti-Theft Security System (D.E.S.S.)
- iControl Learning Key



WAKE 155 ■
MADE TO MAKE THE MOST OF THE WAKE

TOP SPEED
55 MPH / 88 KM/H

GTI HULL
FORGIVING + NIMBLE

CAPACITY
3 RIDERS

STANDARD FEATURES PLUS:

- NEW Scratch and Impact-Resistant Lightweight Polytec™ Hull Material
- 31 US gal. (117 L) of Storage



NEW WAKE PRO 230 ■
STABILITY, POWER AND MUSIC TO TOW LIKE A PRO

TOP SPEED
65 MPH / 105 KM/H

NEW ST³ HULL
STABLE + PREDICTABLE

CAPACITY
3 RIDERS

STANDARD FEATURES PLUS:

- Modular Ergolock Seat
- Tilt steering
- High-Performance Variable Trim System (VTS)
- Exclusive LinQ Quick-Attach System for Cargo and Ski Pylon
- Direct-Access Front Storage and Watertight Phone Box
- Bluetooth Audio System (Optional)

Top Speed is based on BRP internal testing in optimal conditions. Top Speed is limited to 65 mph (105 km/h) in North America as per an agreement with the US Coast Guard.

||| RECREATION



FULL-SIZE FUN

Full-Size Value

Your money goes further on water than you ever thought possible. Nimble handling. Versatile features. Room for three. More storage. Close to 30% better fuel efficiency* than anything else in their category. They're perfect for everything from the short rip around the lake to a full day of family fun.



*Based on BRP internal testing of 2017 GTI in optimal conditions.



RECREATION

VERSATILE AND NIMBLE

STANDARD FEATURES

- Intelligent Throttle Control with 3 Riding Modes: Touring, Sport and ECO
- 31 US gal. (117 L) of Storage
- Handgrips with Palm Rest
- Closed-Loop Cooling System (CLCS)
- Wide-Angle Mirrors
- Anti-Theft Security System (D.E.S.S.)
- iControl Learning Key



GTS

ROOM FOR THREE, FUN FOR ALL

TOP SPEED
42 MPH / 68 KM/H

GTI HULL
FORGIVING + NIMBLE

CAPACITY
3 RIDERS

STANDARD FEATURES PLUS:

- Scratch and Impact-Resistant Lightweight Polytec Hull Material



GTI

STYLE, STABILITY AND SOME SERIOUS FUN

TOP SPEED
42 MPH / 68 KM/H

GTI HULL
FORGIVING + NIMBLE

CAPACITY
3 RIDERS

STANDARD FEATURES PLUS:

- Intelligent Brake and Reverse (iBR)
- Scratch and Impact-Resistant Lightweight Polytec Hull Material



GTI SE / GTI SE 130 / GTI SE 155

MORE CONVENIENCE AND COMFORT FOR DAYS OF FAMILY FUN

TOP SPEED
42 MPH / 68 KM/H (GTI SE)
52 MPH / 84 KM/H (GTI SE 130)
55 MPH / 88 KM/H (GTI SE 155)

GTI HULL
FORGIVING + NIMBLE

CAPACITY
3 RIDERS

GTI FEATURES PLUS:

- Scratch and Impact-Resistant Lightweight Polytec Hull Material (GTI SE equipped with Rotax 900 HO ACE only)
- Touring Seat
- Reboarding Ladder
- Variable Trim System (VTS)
- Additional Gauge Functions: Fuel Consumption, Clock

(GTI SE 130 and GTI SE 155 have Fiberglass Hull.)



GTI LIMITED 155

LOADED WITH PREMIUM FEATURES, WITHOUT THE PREMIUM PRICE

TOP SPEED
55 MPH / 88 KM/H

GTI HULL
FORGIVING + NIMBLE

CAPACITY
3 RIDERS

GTI SE FEATURES PLUS:

- Watercraft Cover
- High-Performance Variable Trim System (VTS)
- Cruise Control + Slow Mode
- Additional Gauge Functions: Time/Distance to Empty, Altitude Indicator

Top Speed is based on BRP internal testing in optimal conditions.

||| REC-LITE

YOUR DREAM
OF FAMILY FUN ON
the Water
IS NOW A REALITY

Discover the most affordable, compact, fuel-efficient and lightweight watercraft in the industry. Fun to ride and easy to tow with a small car, the SPARK is designed to make the most out of your summer on the water.

The one-of-a-kind SPARK TRIXX, now available in a 3-passenger version, makes pulling off tricks so easy and so much fun, you'll never want the day to end. Its Adjustable Handlebar Riser, Extended-Range Variable Trim System (VTS) and Step Wedges allow you to soar through exciting new moves. It's a whole new way to play.





REC LITE
PLAYFUL AND COMPACT

STANDARD FEATURES

- Intelligent Throttle Control (iTC) (900 HO ACE only)
- Closed-Loop Cooling System (CLCS)
- Scratch and Impact-Resistant Lightweight Polytec Hull Material
- Handlegrips with Palm Rest
- Over 25 Graphic Kit Accessories



SPARK 2-UP 
ONE-OF-A-KIND FUN

TOP SPEED
41 MPH / 66 KM/H (900 HO ACE)
48 MPH / 77 KM/H (900 HO ACE)

SPARK HULL
LIGHT + EASY TO HANDLE

CAPACITY
2 RIDERS

- Equipped with all standard features
- WITH iBR AND CONVENIENCE PACKAGE PLUS:**
- Intelligent Brake and Reverse (iBR)
- Front Storage Bin Kit (7 US gal. / 28 L)
- Reboarding Step
- Anti-Theft Security System
- iControl Learning Key



SPARK 3-UP 
ALWAYS HAVE AN EXTRA INVITE

TOP SPEED
48 MPH / 77 KM/H (900 HO ACE)

SPARK HULL
LIGHT + EASY TO HANDLE

CAPACITY
3 RIDERS

- STANDARD FEATURES PLUS:**
- Added Stability with Platform Extension
 - Longer Seat with place for 2 Adults + 1 Child
 - Tow Sports Capability*
- WITH iBR AND CONVENIENCE PACKAGE PLUS:**
- Intelligent Brake and Reverse (iBR)
 - Front Storage Bin Kit (7 US gal. / 28 L)
 - Reboarding Step
 - Anti-Theft Security System
 - iControl Learning Key



SPARK TRIXX 2-UP 
PLAYFUL TRICKSTER

TOP SPEED
48 MPH / 77 KM/H (900 HO ACE)

SPARK HULL
LIGHT + EASY TO HANDLE

CAPACITY
2 RIDERS

- STANDARD FEATURES PLUS:**
- Intelligent Brake and Reverse (iBR)
 - Handlebar with Adjustable Riser to provide more leverage for increased rider input
 - Step Wedges for more stability in different riding positions
 - Extended-Range Variable Trim System (VTS) and Quick, Pre-Set Positions
 - Bilge Pump

**Practicing tow sports requires the presence of a third person for spotting. Top Speed reached during BRP internal testing in specific weather conditions.*



NEW SPARK TRIXX 3-UP 
PLAYFUL TRICKSTER READY TO TOW

TOP SPEED
48 MPH / 77 KM/H (900 HO ACE)

SPARK HULL
LIGHT + EASY TO HANDLE

CAPACITY
3 RIDERS

- SPARK TRIXX 2-UP STANDARD FEATURES PLUS:**
- Added Stability with Platform Extension
 - Longer Seat with place for 2 Adults + 1 Child
 - Tow Sports Capability*



| ERGOLOCK UNMATCHED CONTROL, HANDLING AND COMFORT

The narrow, race-inspired seat and deep knee pockets let you lock in and use your legs for better control, reducing upper body fatigue and making you feel like one with the machine.



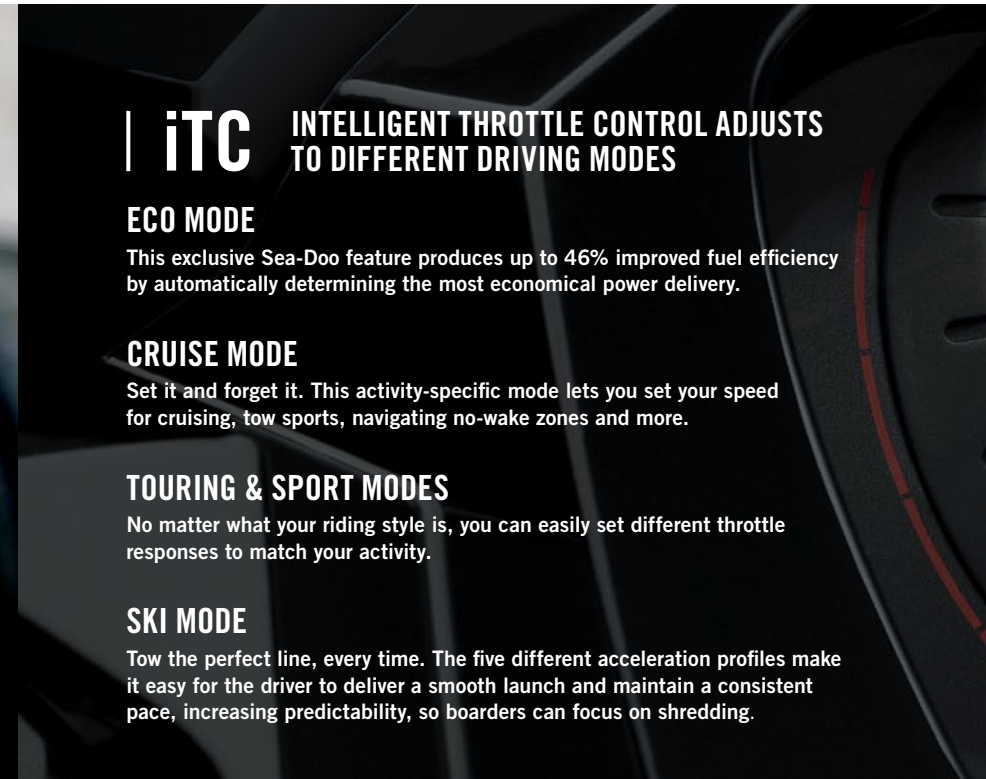
| iBR THE INDUSTRY'S FIRST AND MOST INTUITIVE ON-WATER BRAKE

Recognized by the U.S. Coast Guard for improving boat safety since 2009 and now in its third generation, the Sea-Doo exclusive iBR (Intelligent Brake and Reverse) system allows you to stop up to 160 feet (48 m) sooner than watercraft not using a brake. With both hands on the handlebars, riders can engage forward, neutral, and reverse for stable, worry-free maneuvering at low speeds. *Based on BRP internal testing.



| VTS TRIMMED TO PERFECTION

The Variable Trim System (VTS) allows you to easily find the ideal trim for any situation. The addition of the new advanced Launch Control System will automatically adjust the VTS based on your current speed, to get onto plane immediately.



| iTC INTELLIGENT THROTTLE CONTROL ADJUSTS TO DIFFERENT DRIVING MODES

ECO MODE

This exclusive Sea-Doo feature produces up to 46% improved fuel efficiency by automatically determining the most economical power delivery.

CRUISE MODE

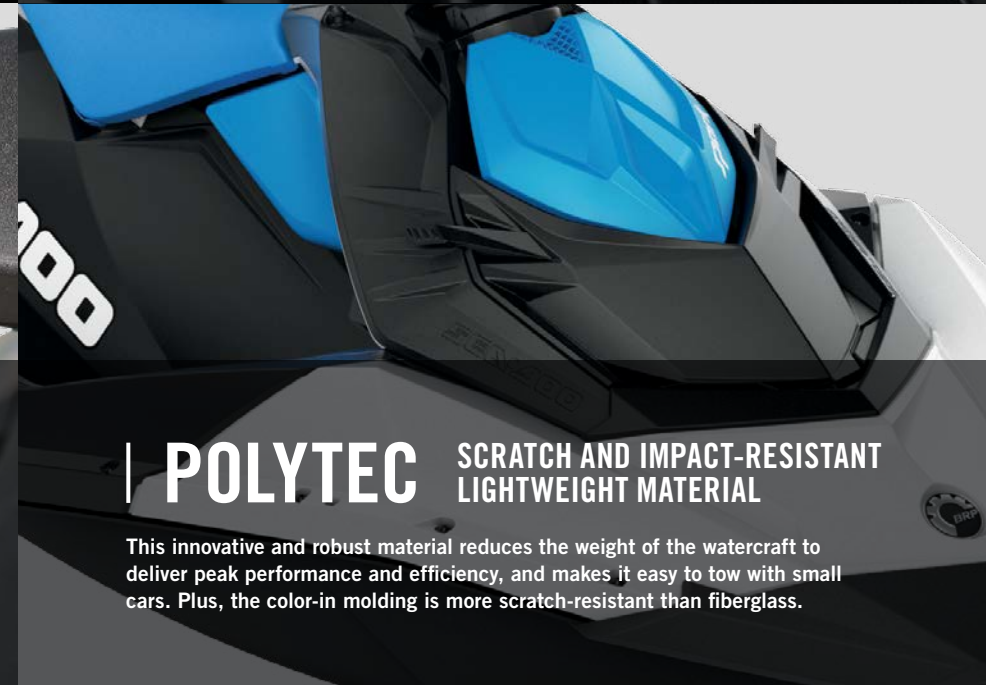
Set it and forget it. This activity-specific mode lets you set your speed for cruising, tow sports, navigating no-wake zones and more.

TOURING & SPORT MODES

No matter what your riding style is, you can easily set different throttle responses to match your activity.

SKI MODE

Tow the perfect line, every time. The five different acceleration profiles make it easy for the driver to deliver a smooth launch and maintain a consistent pace, increasing predictability, so boarders can focus on shredding.



| POLYTEC SCRATCH AND IMPACT-RESISTANT LIGHTWEIGHT MATERIAL

This innovative and robust material reduces the weight of the watercraft to deliver peak performance and efficiency, and makes it easy to tow with small cars. Plus, the color-in molding is more scratch-resistant than fiberglass.



| CLOSED-LOOP COOLING SYSTEM EFFICIENT, COMPACT RELIABILITY

A Sea-Doo exclusive, the Closed-Loop Cooling System (CLSC) uses coolant to keep the engine running at ideal temperatures. Unlike competitors, this technology prevents corrosive saltwater and damaging debris from entering the engine, for increased reliability, longevity and peace of mind. Offered as an expensive upgrade on traditional inboard engines, CLCS comes standard on all Sea-Doo models.

ENGINES

WITH UNMATCHED HIGH-PERFORMANCE, SUPERIOR FUEL-EFFICIENCY AND PROVEN RELIABILITY, ROTAX® ENGINES CONTINUE TO SET THE STANDARD IN THE INDUSTRY. EVERY MODEL FEATURES THE INDUSTRY-EXCLUSIVE CLOSED-LOOP COOLING SYSTEM TO KEEP CORROSIVE SALT WATER AND DEBRIS OUT OF YOUR ENGINE FOR ADDED PEACE OF MIND. TO TOP IT OFF, ALL ACE™ SUPERCHARGED ENGINES ARE MAINTENANCE FREE. ‡

ROTAX 1630 ACE

TOP SPEED:
65 MPH (105 KM/H)*

This pulse-pounding 300-hp engine boasts the industry's best power-to-weight ratio. Supercharged with an external intercooler, the Advanced Combustion Efficiency (ACE) technology delivers high efficiency and amazing acceleration. Case in point, the adrenaline pumping RXP-X goes from 0-60 mph (96 km/h) in just 3.8 seconds.*

*Based on BRP internal testing of 2016 RXP-X 300 in optimal conditions. Top speed is limited to 65 mph (105 km/h) in North America as per an agreement with the US Coast Guard.

ROTAX 1503

TOP SPEED:
52 MPH (84 KM/H)*

This engine continues to be a benchmark for reliability, performance and fuel economy, returning proven power, low overall weight, and ease of maintenance.

*Based on BRP internal testing of 2017 GTI SE 130.

ROTAX 900 HO ACE

TOP SPEED:
48 MPH (77 KM/H)*

The most compact and lightweight engine on the market today. The Rotax 900 HO ACE incorporates snappy acceleration, impressive fuel economy and an excellent power-to-weight ratio with a top speed of close to 50 mph (80 km/h).

*Based on BRP internal testing of 2016 SPARK 900 HO ACE 1+1.

ROTAX 900 ACE

TOP SPEED:
41 MPH (66 KM/H)*

The most fuel-efficient, compact and lightweight engine on the market today. The Rotax 900 ACE features a great power-to-weight ratio with a top speed of 41 mph (66 km/h).

*Based on BRP internal testing of 2016 SPARK 900 HO ACE 1+1.

ROTAX 1500 HO ACE

TOP SPEED:
65 MPH (105 KM/H)*

Equipped with Advanced Combustion Efficiency (ACE) technology and optimized for regular fuel, the 230-hp, supercharged 1500 HO ACE uses components from our top-of-the-line ROTAX 1630 ACE to provide high performance at a high value with acceleration from 0-60 mph (96 km/h) in just 5.2 seconds* and superior fuel efficiency.

*Based on BRP internal testing of 2017 GTR-X 230 in optimal conditions. Top speed is limited to 65 mph (105 km/h) in North America as per an agreement with the US Coast Guard.

ROTAX 1503 NA

TOP SPEED:
55 MPH (88 KM/H)*

The most powerful, naturally aspirated Rotax engine on a Sea-Doo offers instant acceleration for instant fun. This engine has been tested for more than a decade and has proven to be incredibly reliable and fuel-efficient.

*Based on BRP internal testing of 2017 WAKE 155.



XPS oils are developed for the best performance and longevity. They're the only oils developed and tested with BRP power train engineers to match the unique needs of our Rotax engines.

**Performance number in metric horsepower achieved under optimal testing conditions.

***Based on engine power disclosed to EPA in kW (RXT-X 300) and information on manufacturer's website as of publication date.

‡ Inspect supercharger every 200 hours when the vehicle is used in intense conditions such as off-shore riding, continuous operation at wide open throttle, etc.

HULLS

A VARIETY OF INNOVATIVE HULL DESIGNS FOR A VARIETY OF RIDING STYLES.



NEW ST³ HULL STABLE + PREDICTABLE

Whether you're at high speeds pounding rough offshore waters, at rest hanging out in a cove or you're simply boarding from the side, the wider hull offers industry-leading stability thanks to a lower center of gravity and improved hull design.



T³ HULL PERFORMANCE + PRECISION

Ready, set, race. A deep V-shaped hull—the favorite of our Sea-Doo X-Team racers—allows unmatched control and precision for the sharpest turns and unrivaled handling. (RXP-X 300 only)



GTI HULL FORGIVING + NIMBLE

This classic, responsive, moderate V-shaped hull is now crafted in both Fiberglass or Polytec for lighter weight, and increased strength to return an enjoyable ride in variable water conditions.



SPARK HULL LIGHT + EASY TO HANDLE

Light on weight, heavy on fun. The flatter V-shaped hull makes riding fun and easy in flatter water and small chop. And makes whipping through rougher conditions even more thrilling.



DISCOVER THE SEA-DOO DIFFERENCE.



#1 SELLING WATERCRAFT*

We've accomplished a lot in the last 50 years. And we're just getting started.



INDUSTRY-FIRST INNOVATION

Exclusive on-water braking, Closed-Loop Cooling, LinQ Quick-Attach System and other technologies are designed to push boundaries and make the experience safe, easy and enjoyable.



MOST AFFORDABLE

With the lowest entry level price in the industry—20% less than the competition**—fun on the water is more accessible than ever.



UNMATCHED FUEL-EFFICIENCY

Some Sea-Doo models boast close to 30% better fuel efficiency than the closest competitor.***



INGENIOUS STORAGE

Innovative storage solutions across all of our models, like the new LinQ System for quickly attaching gear and the new Front Storage accessible from a seated position—an industry first.



0-60 MPH (96 KM/H) IN 3.8 SEC****

Leading the industry in the most exhilarating and heart-pounding ride.



U.S. COAST GUARD RECOGNIZED

Sea-Doo has numerous design awards to go along with the acknowledgement by the U.S. Coast Guard for improving boating safety since 2009.



6-TIME CONSECUTIVE WORLD CHAMPION

Race inspired ergonomics and hull design have led the RXP-X to 6 world titles. Our performance machines have the edge and all of our models share winning DNA.



*Based on industry data and BRP estimates. **Source: Manufacturers' website. Price may vary according to product specification. ***Based on BRP internal testing and information on manufacturers' website. ****Based on BRP internal testing of 2016 RXP-X 300.

Gear up for Adventure

Live the Sea-Doo lifestyle on and off the water. The innovative Sea-Doo riding gear and accessories are the perfect way to make great days even better. In 2018, discover four new Sea-Doo LinQ accessories that allow you to go beyond the typical boundaries.

GET ALL THE DETAILS AT YOUR LOCAL DEALER OR ONLINE AT STORE.SEA-DOO.COM.



LinQ
SYSTEM™

FAST. EASY. SECURE.

Introducing a game-changer. The Quick-Attach Rear Cargo LinQ System on our new Sea-Doo platform. Now, securely attach cargo or ski pylon in seconds and without tools, redefining what is possible with a watercraft. Because when you can pack more, play more, ride farther and keep food and drink cold and fresh, you no longer just go on rides. You go on adventures.



NEW LinQ BAG

The semi-rigid expandable bag stores 21 liters (5.5 US gal), can stack on top of the fuel caddy and holds an entire adventure inside.

NEW LinQ FUEL CADDY

The easy-to-pour caddy can hold 15 liters (4 US gal) of fuel to explore more, and the LinQ Bag can stack on top to carry more.



NEW LinQ Cooler

Rigid, durable and weather-resistant, the cooler keeps 16 liters (4.2 US gal) fresh and cold, and acts as a table between reconfigured seats for on-water picnics.



NEW LinQ SKI PYLON

With built-in grab handles for the spotter, the high-rise pylon keeps the rope out of the water and keeps the watersports going.



STORAGE BIN ORGANIZERS

Perfect for safely storing and organizing smaller and bigger items.





SEA-DOO LIFE JACKETS

No matter your riding style, Sea-Doo has you covered. Choose from three categories of life jackets to suit your needs. From light and versatily Nylon to comfy Neoprene to the best of both world Ecoprene.



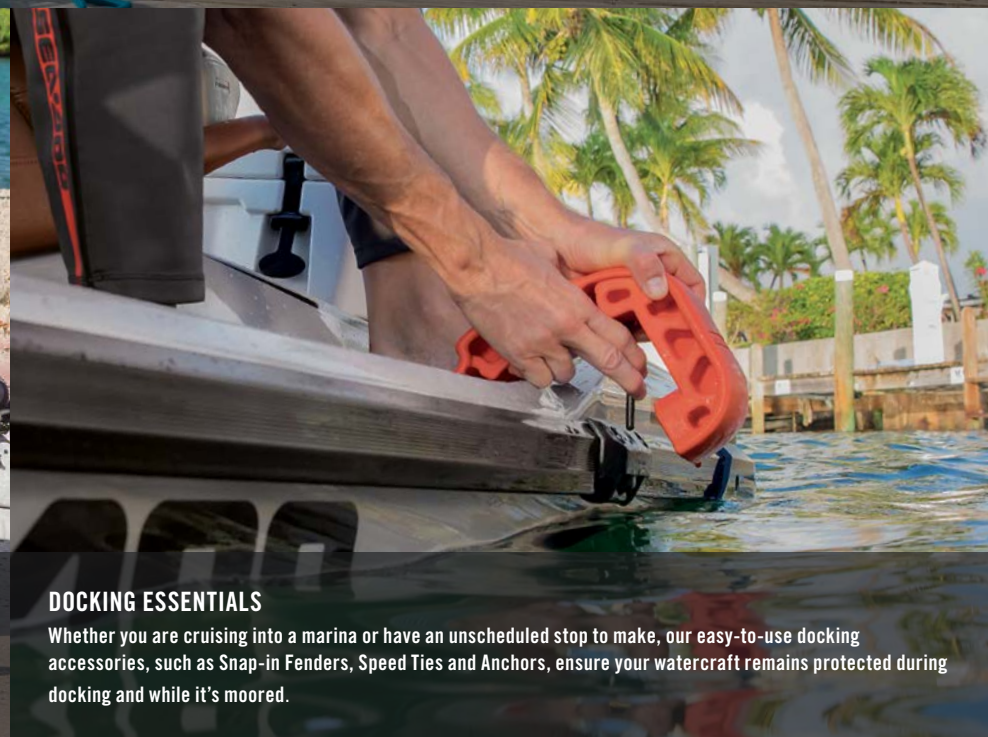
RIDING GEAR

Look good and feel safe. Neoprene wetsuits and shorts for on-water protection, or water-resistant Element Riding Suits for cool-weather comfort, on and off the water.



MOVE™ TRAILERS

Thoughtfully designed to fit any model of Sea-Doo watercraft perfectly, Move Trailers make loading and unloading a snap. Available painted, galvanized or aluminum, as single or double and with or without marine jack.



DOCKING ESSENTIALS

Whether you are cruising into a marina or have an unscheduled stop to make, our easy-to-use docking accessories, such as Snap-in Fenders, Speed Ties and Anchors, ensure your watercraft remains protected during docking and while it's moored.

SPECIFICATIONS		REC LITE				RECREATION						
		2 colorations of SPARK TRIXX shown				GTI shown		GTI SE 155 shown				
		SPARK 2up	SPARK 3up	SPARK TRIXX 2up	NEW SPARK TRIXX 3up	GTS	GTI	GTI SE	GTI SE 130	GTI SE 155	GTI Limited 155	
OVERVIEW	Available Color(s)	Vanilla and Blueberry, Licorice and Mango, Pineapple and Candy blue		Candy Blue and Chili Pepper Orange Crush and Chili Pepper		White and Reef blue		Black and Sunrise Orange Beach Blue Metallic and Lava Grey			Liquid Grey Metallic and Equestrian Brown	
	Rider Capacity	2	3	2	3	3						
DIMENSIONS	Weight Capacity	352 lb (160 kg)	450 lb (205 kg)	352 lb (160 kg)	450 lb (205 kg)	600 lb (272 kg)						
	Length	110" (279 cm)	120" (305 cm)	110" (279 cm)	120" (305 cm)	132.6" (335.8 cm)						
	Width	46" (118 cm)				48.5" (123.1 cm)						
	Height	41" (104cm)		42.13" (107 cm)		44" (111.8 cm)						
PERFORMANCE AND HANDLING	Dry Weight	405 lb (184 kg)	421 lb (191 kg)	422 lb (192 kg)	438 lb (199 kg)	630 lb (286 kg)	640 lb (291 kg)	790 lb (359 kg)				
	Fuel Capacity	7.9 US gal (30 L)				15.9 US gal (60 L)						
CONVENIENCE	Rotax Engine	ROTAX 900 ACE or ROTAX 900 HO ACE		ROTAX 900 HO ACE		ROTAX 900 HO ACE		ROTAX 1503	ROTAX 1503 NA			
	Fuel Type	87 Octane				87 Octane						
	Hull Type	SPARK				GTI						
	Hull Material	Lightweight Polytec				Lightweight Polytec		Fiberglass				
	Variable Trim System (VTS)								√	High-Performance		
	Trim Tabs											
	Sponsons					√		√				
	Speedometer					√		√				
	iTC-ECO Mode					√		√				
	iTC-Touring Mode / Sport Mode	Rotax 900 HO ACE engine only				√		√				
iTC- Ski Mode							Opt. Accessory	Optional Accessory		Optional Accessory		
iTC- Cruise Control / Slow Mode							√					
Depth Finder					Optional Accessory		Optional Accessory					
Water Temperature							√					
Compass							Optional Accessory					
Top Speed / RPM							Optional Accessory					
Storage Capacity	0.42 US gal (1.6 L) Glove Box 7.42 US gal (28 L) with Optional Front Storage Bin Kit								30.8 US gal (116.6 L) - Large Front Storage Compartment - Glove Box			
BRP Premium Audio System												
Towing Features					Tow Hook				Tow Hook		Ski Tow Eye	
Reboarding Features	√ With iBR and Convenience Package Plus	Optional Accessory Reboarding Step				Opt. Accessory Reboarding Ladder	Reboarding Ladder					
Removable Board Rack							Optional Accessory					
Handlegrips with Palm Rest					√		√					
Mirrors (wide-angle)							√					
PEACE OF MIND AND COMFORT	Brake, Neutral and Reverse	Optional Manual Reverse or Optional Electronic iBR (900 HO ACE engine only)		Electronic iBR				Electronic iBR				
	Engine Cooling	Closed-Loop Cooling System				Closed-Loop Cooling System						
Seat	Slim						√	Touring				
Steering	Optional Adjustable riser		Adjustable riser				Fixed					
Programmable Learning Key	Optional Accessory (not programmable)						√ (not programmable)	√				
RF D.E.S.S. (Digitally Encoded Security System) Key	Optional Accessory						√					
D-Sea-Bel Sound Reducing System					√		√					
Package	Optional iBR and Convenience Package Plus with Rotax 900 HO ACE Engine		TRIXX				SE		Limited			

SPECIFICATIONS		PERFORMANCE				
		GTR 230	GTR-X 230	RXP-X 300	NEW RXT 230	NEW RXT-X 300
OVERVIEW	Available Color(s)	Black and Octane Blue	California Green Metallic and Black	Neon Yellow and Lava Grey, Ice Metal and Lava Red	Black and Octane Blue	Neon Yellow and Lava Grey, Ice Metal and Lava Red
	Rider Capacity	3	2	2	3	3
	Weight Capacity	600 lb (272 kg)	400 lb (182 kg)	400 lb (182 kg)	600 lb (272 kg)	600 lb (272 kg)
DIMENSIONS	Length	132.6" (335.8 cm)	130.6" (331.6 cm)	130.6" (331.6 cm)	135.9" (345.1 cm)	135.9" (345.1 cm)
	Width	48.5" (123.1 cm)	48.5" (123.1 cm)	48.3" (122.7 cm)	49.4" (25.5 cm)	49.4" (125.5 cm)
	Height	44" (111.8 cm)	44.9" (114 cm)	45.2" (115 cm)	44.9" (114 cm)	45.3" (115 cm)
	Dry Weight	807 lb (367 kg)	821 lb (372 kg)	850 lb (386 kg)	805 lb (365 kg)	828 lb (376 kg)
	Fuel Capacity	15.9 US gal (60 L)				
PERFORMANCE AND HANDLING	Rotax Engine	ROTAX 1500 HO ACE		ROTAX 1630 ACE	ROTAX 1500 HO ACE	ROTAX 1630 ACE
	Fuel Type	87 Octane		87 Octane 91 Octane	87 Octane 91 Octane	
	Hull Type	GTI		T ³	ST ³	
	Hull Material	Fiberglass		Fiberglass	Fiberglass	
	Variable Trim System (VTS)	High-Performance	High-Performance with Launch Control	High-Performance with Launch Control	High-Performance	High-Performance with Launch Control
CONVENIENCE	Trim Tabs			√		√
	Sponsons		√	Adjustable	√	X-Sponsons
	Speedometer		√	√		√
	iTC-ECO Mode		√	√		√
	iTC-Touring Mode / Sport Mode		√	√		√
	iTC- Ski Mode	Optional Accessory			Optional Accessory	Optional Accessory
	iTC- Cruise Control / Slow Mode					√
	Depth Finder	Optional Accessory		Optional Accessory	Optional Accessory	
	Water Temperature					
	Compass		√	√		√
	Top Speed / RPM	Optional Accessory		√		√
	Storage Capacity	30.8 US gal (116.6 L) - Large Front Storage Compartment - Glove Box	30.7 US gal (116.4 L) - Large Front Storage Compartment - Glove Box		28 US gal (102.5 L) - Direct Access Front Storage Compartment - Watertight Phone Box	
	BRP Premium Audio System				Optional	
Towing Features		Tow Hook			Ski Tow Eye	
Reboarding Features		Optional Accessory Reboarding Ladder				
Removable Board Rack	Optional Accessory			Optional Accessory		
Handlegrips with Palm Rest		√	√		√	
Mirrors (wide-angle)		√	√		√	
PEACE OF MIND AND COMFORT	Brake, Neutral and Reverse	Electronic iBR				
	Engine Cooling	Closed-Loop Cooling System				
	Seat	Touring	Ergolock with X logo	Ergolock with X logo	Ergolock	Ergolock with X logo
	Steering	Fixed	Racing Handlebar with Adjustable Riser	Racing Handlebar with Adjustable Riser	Tilt	Tilt X-Steering
	Programmable Learning Key	√		√		√
	RF D.E.S.S. (Digitally Encoded Security System) Key	√		√		√
	D-Sea-Bel Sound Reducing System			√		√
Package	Performance	X-Package	X-Package	Performance	X-Package	

SPECIFICATIONS		TOW SPORTS		LUXURY				
		WAKE 155	NEW WAKE PRO 230	NEW GTX 155	NEW GTX 230	NEW GTX Limited 230	NEW GTX Limited 300	
OVERVIEW	Available Color(s)	Teal Blue Metallic and Lava red		Beach Blue Metallic and Lava Grey		Liquid Grey Metallic and Equestrian Brown		
	Rider Capacity	3		3				
	Weight Capacity	600 lb (272 kg)		600 lb (272 kg)		600 lb (272 kg)		
DIMENSIONS	Length	132.6" (335.8 cm)	135.9" (345.1 cm)	135.9" (345.1 cm)		135.9" (345.1 cm)		
	Width	48.5" (123.1 cm)	49.4" (125.5 cm)	49.4" (125.5 cm)				
	Height	44" (111.8 cm)	44.9" (114 cm)	44.9" (114 cm)				
	Dry Weight	718 lb (326 kg)	815 lb (370 kg)	768 lb (348 kg) (GTX 155) 805 lb (365 kg) (GTX 230)		838 lb (380 kg) (GTX Limited 230) 848.5 lb (385 kg) (GTX Limited 300)		
	Fuel Capacity	15.9 US gal (60 L)		15.9 US gal (60 L)				
PERFORMANCE AND HANDLING	Rotax Engine	ROTAX 1503 NA	ROTAX 1500 HO ACE	ROTAX 1503 NA	ROTAX 1500 HO ACE	ROTAX 1500 HO ACE	ROTAX 1630 ACE	
	Fuel Type	87 Octane		87 Octane		87 Octane 91 Octane		
	Hull Type	GTI	ST ³	ST ³				
	Hull Material	Lightweight Polytec	Fiberglass	Fiberglass				
	Variable Trim System (VTS)	√	High-Performance	High-Performance				
CONVENIENCE	Trim Tabs		√				√	
	Sponsons		√				√	
	Speedometer		√				√	
	iTC-ECO Mode		√				√	
	iTC-Touring Mode / Sport Mode		√				√	
	iTC- Ski Mode		√				Optional Accessory	
	iTC- Cruise Control / Slow Mode		√				√	
	Depth Finder	Optional Accessory		Optional Accessory			√	
	Water Temperature						√	
	Compass		√				√	
	Top Speed / RPM	Optional Accessory		√				
	Storage Capacity	30.8 US gal (116.6 L) - Large Front Storage Compartment - Glove Box	28 US gal (102.5 L) - Direct Access Front Storage Compartment - Watertight Phone Box		28 US gal (102.5 L) - Direct Access Front Storage Compartment - Watertight Phone Box			
	BRP Premium Audio System			Optional			√	
Towing Features	Retractable Ski Pylon	LinQ Retractable Ski Pylon	Ski Tow Eye					
Reboarding Features	Reboarding Ladder		Reboarding Ladder					
Removable Board Rack		√	Optional Accessory					
Handlegrips with Palm Rest		√	√					
Mirrors (wide-angle)		√	√					
PEACE OF MIND AND COMFORT	Brake, Neutral and Reverse	Electronic iBR		Electronic iBR				
	Engine Cooling	Closed-Loop Cooling System		Closed-Loop Cooling System				
	Seat	Standard	Ergolock	Ergolock with Stepped Design				
	Steering	Fixed	Tilt	Tilt				
	Programmable Learning Key		√	√				
	RF D.E.S.S. (Digitally Encoded Security System) Key		√	√				
	D-Sea-Bel Sound Reducing System		√	√				
Package	Wake		Luxury		Limited			

©2017 Bombardier Recreational Products Inc. (BRP). All rights reserved.™, ® and the BRP logo are trademarks of BRP or its affiliates. Products are distributed in the USA by BRP US Inc. GTX is a registered trademark of Castrol Limited used under license. Bluetooth is a registered trademark owned by the Bluetooth SIG, Inc. and any use of such marks by BRP is under license. All other trademarks are the property of their respective owners. BRP reserves the right, at any time to discontinue or change specifications, prices, designs, features, models or equipment without incurring obligation. Watercraft performance may vary depending on, among other things, general conditions, ambient temperature, and altitude, riding ability and rider/passenger weight. Testing of competitive models done under ideal and/or controlled conditions. Performance number achieved under optimal testing conditions. Some models shown may depict optional accessories. Some pictures depicted in this brochure include professional riders and wakeboarders executing maneuvers under ideal and/or controlled conditions. Do not attempt any of these, or any other risky maneuvers, if they're beyond your level of riding or wakeboarding ability, as well as your understanding and respect for the performance of your personal watercraft. Always consult an authorized Sea-Doo dealer when selecting a watercraft for your particular needs, and carefully read and pay attention to your Operator's Guide, Instructional Video, and the on-product labeling on your personal watercraft. Always drive responsibly and safely. Severe injury can result from ignoring warnings, not following the instructions or improper use of watercraft and related products. Use common sense and caution. Always observe applicable local laws and regulations. Respect the rights of, and keep a safe distance from, other recreationists and/or bystanders. Always wear the appropriate protective clothing, including a Coast Guard-approved life vest as dictated by the circumstances including, but not limited to, the weather, boating conditions and age and abilities of the occupants. Don't operate your watercraft under the influence of drugs or alcohol. Always observe applicable laws and regulations. Protect your watercraft with the B.E.S.T. Protection Plan out there. Visit an authorized Sea-Doo dealer for details. By being a member of these important industry associations, we recognize and support their efforts in sharing the responsibility of promoting the growth of our sport. Sea-Doo watercraft riders know that riding responsibly and safety is always more fun.





ski-doo LYNX SEA-DOO EVINRUDE ROTAX can-am