

# COMMERCIAL LIGHT UTILITY VEHICLES





**CONTENTS**

THE HISTORY OF YAMAHA GOLF CAR . . . . . 4 - 5

UMAX™ RALLY™ . . . . . 6 - 7

UMAX™ RALLY<sup>2+2</sup> . . . . . 8 - 9

WHY YAMAHA IS THE EASY CHOICE™ . . . . . 10 - 11

CONCIERGE 4 . . . . . 12

CONCIERGE 6 . . . . . 13

SUPER HAULER . . . . . 14 - 15

YAMAHA GENUINE PARTS AND ACCESSORIES . . . . . 16 - 35

YAMALUBE® QUALITY CARE PRODUCTS . . . . . 36 - 39

REFILL OR RECHARGE . . . . . 40

SPECIFICATIONS . . . . . 42 - 47

**THE EASY CHOICE™  
WHEN POWER, PERFORMANCE,  
VERSATILITY AND COMFORT MATTER**

1985

**G-2 MODEL GOLF CAR**  
The first golf car to feature a 4-stroke, overhead valve engine and an injection-molded, plastic front and rear body.

1996

**G-19 MODEL (ULTIMA) GOLF CAR**  
Our first 48-volt electric golf car featured innovative roll-away safety protection and regenerative braking.

2006

**YDR (THE DRIVE®) PERSONAL TRANSPORTATION VEHICLE**  
The DRIVE was introduced to the world with striking new features designed to radically change people's perception of the golf car.

2016

**DRIVE<sup>2</sup> GOLF CAR**  
The Drive<sup>2</sup> lineup brought forward all the best features from The DRIVE but also introduced QuietTech EFI—a gas car that's almost as quiet as an electric. Additionally, QuietTech EFI included the first Independent Rear Suspension ever to be found on a golf car.

2018

**UMAX® & UMAX® RALLY LIGHT UTILITY VEHICLES**  
The UMAX lineup combined the best features of Yamaha's motorsport legacy to create a game-changing utility vehicle line. Building on that line, the UMAX Rally was added to the family, providing a lifted, pre-accessorized version of the already successful UMAX.

2019

**UMAX® RALLY<sup>2</sup> LIGHT UTILITY VEHICLE**  
Expanding on the innovative UMAX launch, the UMAX Rally<sup>2</sup> was added to the lineup featuring lifted suspension, 23" all-terrain tires, Yamaha Genuine wide fender flares, a front brush guard and a standard convertible rear-facing seat for more loved ones or more cargo.

2020

**MATTE COLORS**  
Having a standout business means driving one of the three new matte colors (Atomic Flame, Mica and Graphite) that reiterate Yamaha's signature quality and innovative edge all while making every job easier to conquer.



Shown with optional Yamaha Genuine Accessories.

# A HISTORY *of* MOVING DREAMS *forward*

RELIABILITY

**60** + YEARS

of experience building everything from golf cars to snowmobiles, making Yamaha one of the most recognized and respected brands in the world.

With Yamaha, every challenge is an opportunity for adventure. Snowmobiles, generators, scooters, ATVs, personal watercraft vehicles and more.

With such a long history of success in a variety of industries, you can trust Yamaha to continue innovating with new technology that creates unforgettable moments in the lives of our customers.



MOTORCYCLES



WAVERUNNERS®



ALL-TERRAIN VEHICLES



SNOWMOBILES



BOATS



MARINE ENGINES



GENERATORS



RECREATIONAL VEHICLES

All the features  
**A HARDWORKING**  
 professional could want

the All New  
**UMAX**

With six color options, four-wheel brakes\*, luxurious bucket seats, an under-hood storage compartment, and large 20" tires, all with the quietness of a golf car, you can see the difference when power, performance, versatility, and comfort matter.



\* UMAX Two model only.



**UNDER-HOOD STORAGE COMPARTMENT**

House all of your necessities in a sizable storage area, designed for convenience and effortless accessibility.



**EFFORTLESS DUMP BED LOCK**

Easily unlock the dump bed for unloading.



**LUXURIOUS BUCKET SEATS**

Derived from our award-winning Viking® Side-by-Side, you can enjoy a comfortable ride with support that will last your entire work day.



**LARGER UTILITY BED**


Your maintenance team will have more volume than ever before to get the job done with a capacity of 10.4 cu. ft. in our UMAX One. For larger jobs, our UMAX Two has even more capacity with 12.9 cu. ft.



**EASY ACCESS ENGINE COMPARTMENT**

Comfortably reach the engine compartment without having to remove the dump bed.

**MODERN COLORS**



**EASY ONE-HAND TAILGATE RELEASE**

Swiftly open and close the tailgate.



**CONVENIENT SIDE-FILL GAS TANK**

Makes for a quick, efficient fill-up.



**INNOVATIVE TOP**

Keep safety a priority with this protective and advanced top layer.



**AUTOMOTIVE-STYLE DASH**

Completely redesigned for the modern professional.

All the power of Yamaha  
**ENGINEERED** into a car



The new UMAX Rally™ features a lifted suspension, 23" tires wrapped around 12" V-window wheels, and comes complete with a Yamaha Genuine front brush guard and fender flares. Whether it's for a farm, construction site, warehouse, or campus, the UMAX Rally goes where no other Light Utility Vehicle can, making it yet another reason why Yamaha is The Easy Choice™.



**UNDER-HOOD STORAGE COMPARTMENT**

House all of your necessities in a sizable storage area, designed for convenience and easy accessibility.



**EFFORTLESS DUMP BED**

Swiftly open and close the tailgate and unlock the dump bed with one hand.



**ULTIMATE PROTECTION**

Equipped with a Yamaha Genuine Brush Guard, objects large and small don't stand in the way.



**SIZABLE UTILITY BED**


Give your team the cargo space they need to get any job done with the UMAX One (10.4 cu. ft.) or the UMAX Two (12.9 cu. ft.).



**GRITTY TIRES**

Large 23" all-terrain tires that are ready for any environment.

**MODERN COLORS**



**INCREASED GROUND CLEARANCE**

No need to worry about getting stuck with 6" of clearance.



**CONVENIENT SIDE-FILL GAS TANK**

Makes for a quick, efficient fill-up.



**ELEMENT TOUGH**

Keep dry through the harshest terrain with Yamaha Genuine fender flares.



**AUTOMOTIVE-STYLE DASH**

Completely redesigned for the modern professional.

**FIT** everything for the **JOB. RALLY**  
everyone for a **COMFORTABLE** ride.

**UMAX** | *the All New*  
**RALLY<sup>2+2</sup>**

The UMAX Rally™ 2+2 makes every task easier with versatile seating that can easily convert to make more room for your crew or 250 lbs. of extra cargo capacity. A plethora of additional storage (under the hood, between the front and rear seats, and in the dash) makes it easier to keep your team's necessities along for the ride. Add an edgy design that matches your business' style, plus Yamaha Genuine crafted accessories, and you'll truly have a work truck that's all your own.



**FITS YOUR LIFE**

The UMAX Rally 2+2 is the ideal travel companion whether you are on the job or spending time with your family. With luxurious bucket seating, under-hood storage, and a spacious basket area perfect for holding shopping bags and groceries, the UMAX Rally 2+2 can get you anywhere you and yours want to go.



**INCREASED GROUND CLEARANCE**

No need to worry about getting stuck with 6" of clearance.



**ULTIMATE PROTECTION**

Equipped with a Yamaha Genuine Brush Guard, nothing stands in its way.



**UNDER-HOOD STORAGE COMPARTMENT**

Designed for convenience and effortless accessibility.



**ELEMENT TOUGH**

Keep dry through the harshest terrain with Yamaha Genuine fender flares.




**HOLDS IT ALL**

Perfect for extra sports equipment, groceries, or valuables.

**TACKLE ANY JOB,**  
OR CARRY THE ENTIRE FAMILY,  
WITH 23" TIRES, FLIP DOWN REAR  
FACING SEATS, AND A 2" LIFT KIT.

**MODERN COLORS**



# Higher INNOVATION and PERFORMANCE

**DRIVE<sup>2</sup>**

Our commercial vehicles deliver it all. From the new and improved automotive-style dash, to the largest seats in the industry, unparalleled versatility and the reliability of a Yamaha-built engine, every feature works together to bring you a car that is intuitively superior.



### TWO USB CONNECTIONS

Built right into the dash to keep you and your passengers charged up and always ready to go.

### LARGEST, MOST COMFORTABLE SEAT IN THE INDUSTRY

Made of pure supple foam bonded to a seamless, durable, vinyl-backed cover. Its polypropylene seat base won't sag, rot, or warp despite daily use and repeat washing.



### PADDED STEERING WHEEL

Newly redesigned for more comfort and better handling.\*



### STORAGE BIN WITH NO-SLIP MAT

34% larger to keep more valuables in place, and right at hand.



### AUTOMOTIVE-STYLE DASH

Comes fully equipped with large dual-sized cup holders, room for more items like snacks and mobile devices, and two USB ports.\*



### SUPERIOR FRONT SUSPENSION

Fully independent front suspension for maximum performance and comfort.



### SPACIOUS SWEATER BASKET

Ample storage and very easy to clean.



### HEADLIGHTS AND TAILLIGHTS

If the sun goes down before the work is done, no worries. All commercial vehicles come with LED headlights and standard taillights. Excludes Drive<sup>2</sup> Sport 2+2, which has halogen headlights.



### LARGER REAR ACCESS PANEL

382% larger than previous models for ease of maintenance and cleaning.

\*Excludes Drive<sup>2</sup> Sport 2+2 model.

# Setting a **HIGHER STANDARD** for **COMFORT**

Whether you are giving a facility tour to clients or transporting guests around the hotel grounds, our Concierge 4 will always impress even the most discerning passengers. Make their first impression the best one with a smooth, quiet ride, and the widest, most luxuriously comfortable seats in the industry.



Additional legroom for your passengers.

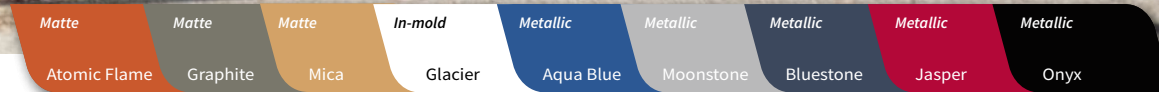
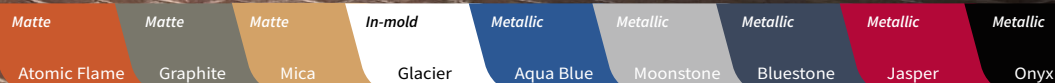
# #1 RATED

In customer satisfaction, customer support and reliability.\*



Our rugged, powder-coated steel handle provides additional comfort and safety for rear seat passengers.

AVAILABLE COLORS



AVAILABLE COLORS

# An **EFFICIENTLY SUPERIOR** passenger car

We've outfitted both our four and six seat Concierge models with a wealth of features to inspire the most enjoyable experiences for your riders. With this car, everyone will know you're delivering the best in the business.



Extra storage under two bench seats means you'll never have to make a second trip. Keep supplies on-hand and safely hidden.

# MOST COMFORTABLE SEAT IN THE INDUSTRY

\*Golf Car Fleet Study conducted by Golf Datatech, L.L.C., YGC funded the research study conducted by Golf Datatech, L.L.C.



# HARD WORKING *and* ready to HAUL ANYTHING

Whether you're replacing water heaters, or setting up for the day's big event, this extra-large hauler will handle your load. With durable, low-maintenance engineering, and a super-sized aluminum cargo bed, it'll save you more than a few trips, and not to mention headaches.

72" x 48" supersized aluminum cargo bed featuring generous storage space under the front seats.



800 LB.  
PAYLOAD  
CAPACITY

AVAILABLE COLORS

- In-mold
- Glacier



## DON'T EXPECT IT. DEMAND IT!®

When it comes to your new Yamaha golf car, using Yamaha Genuine Parts and Accessories ensures they run the same as day one. In fact, the same team of engineers that designed your Yamaha golf car worked hand-in-hand with Yamaha product planners to guarantee our accessories look right, fit right and perform right.

Advance research and state-of-the-art materials are the keys to making your vehicle look and perform like only a Yamaha can. We continually subject our parts and accessories to stringent testing, specifically designed to evaluate all aspects of functionality, durability and safety, giving you peace of mind from worrying about inferior aftermarket parts.

Whether on the green, out on the farm, across campus, or around the construction site ... **Don't Expect It. Demand It!**

*All Yamaha Genuine Parts and Accessories have a three-year limited warranty.*



Watch for the "Must Have" logo throughout the catalog. This symbol indicates essential, engineer-picked accessories that are key to building the ultimate Yamaha vehicle.

**PARTS AND ACCESSORIES ▶**

## FUSIONFIT™ ACCESSORY SYSTEM



Yamaha's exclusive FusionFit™ Bed Attachment Kit is the base that will keep your rakes, shovels, edgers, trimmers, and other long-handled tools always at-the-ready. Our accessory designers and engineers work with our motorsport teams to create precise integrations that guarantee the unique fitment your Yamaha deserves.

Using CAD modeling, FusionFit features meticulous mounting points per unit per accessory that ensures the most accurate installation system possible. FusionFit allows for the tightest tolerances that are unmatched and impossible to replicate with aftermarket products.



### UMAX FusionFit™ Bed Attachment Kit

Our FusionFit Bed Attachment Kit will help keep your rakes, shovels, guns, bows, and other long-handled tools always at-the-ready. Yamaha's FusionFit accessory system provides a tool-less design that allows you to "click and go" with only a quarter turn. An integrated padlock slot gives you the option to easily secure your cargo and go. Fits 2019- UMAX One Rally EFI and UMAX Two Rally EFI/AC.

**J0G-F34A0-V0-00 | \$49.99**

**NOTE:** Requires use of the separately sold ATV TEK V-GRIP™ or ATV TEK FLEXGRIP™ (both are available in singles and doubles). Visit ShopYamaha.com to see all options and pricing.



### ATV TEK V-GRIP™



The ATV TEK V-GRIP offers a true custom fit for what ever tool you find yourself needing to carry. With effortless installation, unmatched versatility, and a rock solid mounting base, the V-GRIP design isolates recoil and vibration ensuring your tools stay where you put them. Single kit includes (2) grips, (2) mounting bases, (2) rubber snubbers, and all necessary hardware. (Double kits contain double the amount of hardware.) Fits with UMAX FusionFit Bed Attachment.

V-GRIP SINGLE  
**ABA-VFG10-00-00 | \$34.99**

V-GRIP DOUBLE  
**ABA-VFG20-00-00 | \$59.99**



### ATV TEK FLEXGRIP™ PRO

The ATV TEK FLEXGRIP PRO provides an additional 16" of side-to-side (8" per side), horizontal adjustment and offers a true, custom fit with increasing rigidity for whatever tool you find yourself needing to carry. Finger-adjustable knobs allow for quick, tool-free adjustments on the fly. Single kit includes (2) grips, (2) mounting bases, (2) rubber snubbers, and all necessary hardware. (Double kits contain double the amount of hardware.) Fits with UMAX FusionFit Bed Attachment.

FLEXGRIP PRO SINGLE  
**ABA-FFG10-00-00 | \$39.99**

FLEXGRIP PRO DOUBLE  
**ABA-FFG20-00-00 | \$69.99**

## AUDIO



### Overhead AM/FM Bluetooth® Audio System

Instead of playing music through your cellphone speakers, enjoy your favorite tunes through your Overhead Stereo (with Bluetooth®) that can withstand the harshest conditions, takes up none of your cargo space, and gives you impeccable sound quality. Requires UMAX Sun Top Kit (J0G-K84A0-V0-00)—sold separately. Fits all 2019- UMAX Rally models.

**J0G-H81C0-V0-00 | \$649.99**

**PRO TIP!** Easily add aftermarket amplifiers or powered subwoofers through the 4v RCA low-level pre-output.



### JVC® XM® Satellite Radio/Bluetooth®/CD Receiver

Enjoy connecting two phones for full-time voice connection, automatic pairing, 11 presets, 13-band graphic equalizer, two-zone variable-color illumination and more. With this outdoor-ready, Bluetooth XM/BT/CD receiver featuring K2 Technology for superior sound, you'll never cruise the same again. Fits all single-DIN openings.

**GCA-JVCKD-R9-9M | \$214.99**

## COVERS



### Camo Seat Cover



Help protect your stock seats with these durable, polyester, camo seat covers, ideal for any hunter's style as well as any hunting environment. Fits all 2019- UMAX Rally models.

**2PG-F470B-R0-00 | \$185.99**

**NOTE:** The Camo Seat Covers are from Yamaha's Viking® utility Side-by-Side that features three seats. When ordering for your UMAX, the set will include three seat bottom covers, three seat back covers, and three headrest covers.



### UMAX Storage Cover

Guard your UMAX from the elements during storage. We teamed up with Classic Accessories® to create the best storage cover tailored to perfectly fit your new UMAX. Fits 2019- UMAX One/Two Rally models.

**J0G-F81A0-V0-00 | \$199.99**

**PRO TIP!** The Storage Cover is non-branded so you can easily use it across most stock utility vehicles (fits universal 2-passenger utility vehicle size 125" L x 52" W x 68" H).

## GOLF



### Clip-On Information Card Holder

Promote your course activities on this Clip-On Information Card Holder with incomparable strength that easily stands up to everyday use in any temperature. Universal fit for most golf cars.

**JW8-F16L0-V0-00 (QTY. 10\*) | \$24.99**

\*Dealer order pack quantities shown—available individually from your dealer.



### Yamaha Cooler

Stay refreshed throughout the day with our re-engineered and innovative insulated beverage cooler. Rigorously tested to outperform other coolers, this addition would make the perfect companion to your Yamaha. Fits all 2017- Concierge models.

**GCA-J0B32-00-00 | \$99.99**



## LIGHTING AND ELECTRICAL



### 12v Accessory Plug and Receptacle Kit

Never be without power again with this corrosion-resistant, water-resistant, marine-grade constructed 12v Accessory Plug and Receptacle Kit. Universal fit. Requires installation.

COMPLETE KIT

**ATV-12VPK-00-KT | \$44.99**

12v ACCESSORY PLUG ONLY

**DBY-ACC56-00-85 | \$17.99**

12v ACCESSORY RECEPTACLE ONLY

**ATV-12VPC-00-RC | \$21.99**

**NOTE:** Can be installed from the front using the included mounting plate, or from the rear using the locking ring.



### Accessory Mount Clamps

These 1.5" clamps allow you to rigidly mount additional accessories or lighting, like the Bullet Accessory Lights (flood pattern (2HC-H4104-L0-00) and spot pattern (2HC-H4104-V0-00) are sold separately). Sold in pairs. Fits all 2019- UMAX Rally models.

**2HC-F34A0-V0-00 | \$51.99**

## LIGHTING AND ELECTRICAL



### HomeLink® Wireless Control System

We teamed up with Gentex®, the world's most widely trusted and used vehicle-based wireless remote control system, to bring you this two-button HomeLink® Wireless Control System—the ultimate user-friendly way to connect your UMAX to your home. Fits most golf cars, ATVs, Side-by-Sides, on-road and off-road motorcycles, marine, auto, commercial, and RV models.

**GCA-JC017-00-KT | \$149.99**



### Multi-function Meter Kit

Easily gauge the time, your speed, accumulated run-time, distances, and more with our multi-function meter kit that will keep your essential info at-the-ready as you drive.

FITS ALL 2019- UMAX RALLY MODELS

**J0G-H35H0-V0-00 | \$159.99**

FITS 2017- CONCIERGE 4/6 AND SUPER HAULER MODELS

**GCA-J0D18-00-00 | \$149.99**



### USB Charge Socket (Set)

Allow players to conveniently charge devices on both sides of the vehicle, a win-win for drivers and passengers. Each USB socket can be easily installed in various locations on the UMAX. Fits all 2019- UMAX Rally models.

ELECTRIC CARS

**GCA-J0C70-00-00 | \$109.99**

GAS CARS

**GCA-J0A70-00-00 | \$85.99**

**NOTE:** Both electric and gas models include necessary voltage regulator. Uses factory mounts and plug-and-play harness. Requires fuse, sold separately.



### Waterproof USB Dual Charge Port

Add the luxury of a Waterproof USB Dual Charge Port to your utility car, boat, ATV, Side-by-Side, motorcycle, or even automobile. The USB charge port uses the same mounting hole and connectors as the DC receptacle, making upgrading to USB a snap. Universal fit for most golf cars, boats, Side-by-Sides, and other 12-volt applications.

**GCA-JW970-00-00 | \$22.99**

# THE NEXT GENERATION OF LIGHT KITS

The UMAX Premium Light Upgrade Kit and the UMAX Ultra-Premium Light Upgrade Kit will safely light your path and keep others informed about your travels. Both Premium and Ultra-Premium Light Upgrade Kits include Yamaha's exclusive new plug-and-play wiring harness that is fully expandable for further upgrades, such as turn signal indicators, side markers, and center high-mount stop/tail/turn lights.

- Plug-and-play installation
- Harness is weather-tight with sealed connectors
- Turn signal stalk incorporates the headlight off-low-high beam selector knob
- Adds high-beam functionality to factory LED headlights
- Turn signal handle integrated horn button
- Includes Yamaha's exclusive LED taillights (JOG-H4503-V0-00)
- All Yamaha Upgrade Light Kits include all necessary mounting hardware and detailed instructions with pictures
- Fits all UMAX Rally models



Shown with solid white accent light on.

### UMAX Premium Light Upgrade Kit

Features a plug-and-play upgradeable premium harness, all new phosphor coated chip-on-board (COB) module that features full-power flashing amber LED front turn signals, the all-new basic amber LED front turn signal chip-on-board (COB) module, LED taillight and brake lights, front and rear LED turn signals, 4-way flasher, horn, and side reflex reflectors. Includes Yamaha's exclusive, automotive-style, premium turn signal stalk that incorporates the headlight on/off switch, turn signal handle, and integrated horn button.

JOG-H43C0-T0-00 | \$499.99



Shown with solid white accent light on.

### UMAX Ultra-Premium Light Upgrade Kit

Features everything from the Premium Kit, in addition to the all-new waterproof/dustproof premium white LED accent/amber LED front turn signal chip-on-board (COB) module with clear lens assembly.

JOG-H34C0-V0-00 | \$629.99



Shown with flashing amber turn signal on.

### Premium PTV Upgrade Kit



Features a plug-and-play upgradeable premium harness, all new phosphor coated chip-on-board (COB) module that features full-power flashing amber LED front turn signals, the all-new basic amber LED front turn signal chip-on-board (COB) module, 20-diode LED taillight and brake lights, front and rear LED turn signals, 4-way flasher, horn, and side reflex reflectors. Includes Yamaha's exclusive, automotive-style, premium turn signal stalk that incorporates the headlight on/off switch, turn signal handle, and integrated horn button.

2017- CONCIERGE 4/6 AND SUPER HAULER WITH MODEL CODE JOE  
GCA-J0D12-01-PT | \$469.99

2017- CONCIERGE 4/6 AND SUPER HAULER WITH MODEL CODE J0D  
GCA-J0D12-01-PT | \$479.99



Shown with flashing amber turn signal on.

### Ultra-Premium PTV Upgrade Kit



Features everything from the Premium Kit, in addition to the all-new waterproof/dustproof premium white LED accent/amber LED front turn signal chip-on-board (COB) module with clear lens assembly\*, as well as the all-new 26-LED sequential stop-tail-turn rear lights.

2017- CONCIERGE 4/6 AND SUPER HAULER (FITS BOTH JOE AND J0D MODEL CODES)  
GCA-J0D12-00-UP | \$599.99

|                               | PREMIUM                        |                               | ULTRA-PREMIUM                         |                      |
|-------------------------------|--------------------------------|-------------------------------|---------------------------------------|----------------------|
|                               | PTVA                           | PTVE                          | PTVA                                  | PTVE                 |
| Model Type                    | PTVA                           | PTVE                          | PTVA                                  | PTVE                 |
| Model Code                    | J0D PTV QuieTech EFI           | JOE PTV PowerTech AC          | J0D PTV QuieTech EFI                  | JOE PTV PowerTech AC |
| Upgrade Light Kit Part Number | GCA-J0D12-00-PT                | GCA-J0E12-00-PT               | GCA-J0D12-00-UP                       |                      |
| Upgrade Light Kit Name        | DR2PTV EFI J0D PREMIUM UPG KIT | DR2PTV AC JOE PREMIUM UPG KIT | DR2PTV EFI J0D/AC JOE ULT-PRM UPG KIT |                      |
| Harness                       | Included                       |                               | Included                              |                      |
| Tail / Brake Light            | 20 - LED                       |                               | Sequential 26 - LED                   |                      |
| 4-Way Flasher                 | Included                       |                               | Included                              |                      |
| Rear LED Turn Signals         | Included                       |                               | Included                              |                      |
| Front Turn Signals            | Basic COB LED Amber            |                               | Premium LED Amber with Accent Light   |                      |
| Relay Harness                 | -                              |                               | Included                              |                      |
| Driver Harness                | -                              |                               | Included                              |                      |
| Side Reflectors               | Included                       |                               | Included                              |                      |

Looking for Fleet light kits? Visit [www.shopyamaha.com](http://www.shopyamaha.com)

## LIGHTING AND ELECTRICAL



UMAX Headlight High/Low Switch

Add the option to switch between high or low-beam front LED headlight with our Headlight High/Low Switch. With easy plug-and-play installation in the front dash panel, it will seamlessly match the factory headlight on/off switch. Fits 2019- UMAX Rally models.

**JOG-H25A0-V0-00 | \$21.99**

**NOTE:** Will not work with Premium or Ultra-Premium Light Upgrade Kits.



Bullet Accessory Lights

Make visibility easier with these 2.5" accessory lights that make an invaluable addition when your headlights can't reach. Our 10w LEDs shine an extremely bright beam while drawing very little power. Their compact size makes them versatile and allows you to mount them to just almost anywhere on your Yamaha. Universal fit for most golf cars.

FLOOD

**2HC-H4104-L0-00 | \$249.99**

SPOT

**2HC-H4104-V0-00 | \$249.99**

**NOTE:** Accessory Mount Clamps (2HC-F34A0-V0-00) required for installation on Support Sunroof Top or Front Brush Guards, all sold separately.



UMAX Yamaha Backlit Logo

Give your UMAX an intimidatingly gritty edge that'll make a statement wherever you go. Easily connects to factory headlight for plug-and-play wiring. Fits all 2019 UMAX Rally models.

**JOG-H4104-V0-00 | \$89.99**

**NOTE:** Trimming of front grill required for installation.



Backlit Yamaha Logo Light

Add this Backlit Yamaha Logo Light anywhere from the front cowl of your DRIVE or Drive<sup>2</sup> to your Wolverine or Viking<sup>®</sup> and even your truck or family car. (Plug-and-play installation on Drive<sup>2</sup> PTV and Fleet models with Yamaha Genuine upgrade light kits.)

FITS ANY VEHICLE WITH A 12V DC POWER SOURCE

**GCA-J0B17-00-00 | \$69.99**

FITS 2017- CONCIERGE 4/6 AND SUPER HAULER MODELS

**GCA-J0D17-00-00 (QTY. 100) | \$84.99**

**GCA-J0D17-00-PC (QTY. 1) | \$94.99**

## PROTECTION

### SPORT BRUSH GUARD



UMAX Front Brush Guards

Venture on and off the trail with the added protection of one of our front brush guards that seamlessly integrates with the front profile of your UMAX. Additionally, protect the bold look of the grill, hood, and cowl longer. Fits all 2019- UMAX Rally models.

SPORT FRONT BRUSH GUARD

**JOG-F85F0-V0-00 | \$176.99**

UTILITY FRONT BRUSH GUARD

**JOG-F85F0-A0-00 | \$319.99**

UTILITY FRONT BRUSH GUARD WITH HEADLIGHT PROTECTION

**JOG-F85F0-B0-00 | \$399.99**

**PRO TIP!** For even more protection from brush and debris, add the Rear Tubular Brush Guard (JOG-F85F0-S0-00) and Side Steps (JOG-F11E0-V0-00), both sold separately.

### UTILITY BRUSH GUARD



UMAX Rear Brush Guards

Give your UMAX's rear panels the ultimate protection from damage and debris while enhancing its rugged appeal. Fits 2019- UMAX One Rally EFI models.

SHEET BRUSH GUARD

**JOG-F85F0-T0-00 | \$199.99**

TUBULAR BRUSH GUARD

**JOG-F85F0-S0-00 | \$184.99 (INSET)**

**PRO TIP!** Get all-around protection by adding the Front Brush Guard (JOG-F85F0-V0-00), sold separately.



UMAX Cargo Bed Mat

Keep your cargo bed in "fresh out of the box" condition with our wear-resistant, durable Cargo Bed Mat. Made from a proprietary 10mm-thick, reinforced, engineered rubber that slows bed wear as it reduces noise and resonance when transporting cargo. Also, the mat's rough-and-tough styling perfectly matches your UMAX's look while the aggressive lug pattern helps prevent cargo from sliding. Fits 2019- UMAX Rally One EFI and UMAX Rally Two EFI/AC models.

**JOG-F7302-V0-00 | \$107.99**

**NOTE:** Fits UMAX Two models as is. Cutting of mat required to fit UMAX One EFI models.

## PROTECTION



**UMAX Rear Arm Skid Plate**

Tackle rugged terrain with confidence after installing our Rear Arm Skid Plate to help guard against large rocks and other obstructive debris from harming your transaxle—all while perfecting your UMAX's tough styling. Fits all 2019- UMAX Rally models.

**J0G-F21A0-V0-00 | \$29.99**



**Drive² Front Brush Guard**

Give your Drive² protect the front end and headlights while adding a little rugged flair with this front brush guard that's designed to seamlessly integrate with the front profile all while creating a tough, aggressive look. Fits 2017- Concierge 4/6 and Super Hauler models.

**GCA-J2G67-00-00 | \$139.99**



**UMAX deFender**

Guard yourself and your UMAX even more with our wide, off-road, four-piece fender flare kit designed and engineered to perfectly match your Yamaha in every way. Doubles as the ideal complement to the 23" x 11" turf tires. Fits all 2019 UMAX Rally Models.

deFender (Wide)

**J0G-F15E0-T0-00 | \$199.99**

deFender Jr. (Narrow)(Inset)

**J0G-F15E0-V0-00 | \$149.99**

**NOTE:** Use of 23" tall tires requires 20mm lift.




**Drive² Fender Flare Kit**

Sporty styling adds an aggressive, tough look and feel while adding an extra level of protection from mud and water. Fender flares are made from a durable, injection-molded polypropylene, UV-resistant material. Fits all Drive² models including 2017- Concierge 4/6 and Super Hauler models.

**GCA-J2G56-00-00 | \$109.99**

## SERVICE



**BFS™ Battery Watering System**

Maximize the battery life of your Yamaha by using the BFS™ Battery Watering System that'll make routine maintenance a breeze. Low water levels in lead acid batteries are the primary cause of shortened battery life. Using a watering system saves time and money by filling the batteries simultaneously, providing a safer environment by reducing operators' exposure to battery acid. This accessory also improves battery life and overall performance. Fits 2019- UMAX Two Rally AC, 2019- UMAX Rally 2+2 AC, 2017- Concierge 4/6 AC, and Super Hauler AC models.

SIX 8-VOLT TROJAN T875

**GCA-JW286-30-00 | \$159.99**

EIGHT 6-VOLT TROJAN T105

**GCA-JW286-40-00 | \$159.99**

**NOTE:** Requires Gravity Tank (GCA-JW286-00-23), sold separately.



1

**Deionizer**

Increase your Yamaha's battery life and run time by using our Deionizer system—a cost-effective, effortless way to purify the water used for battery watering. Prevent the build-up of impurities over time with this simple addition to your routine service, and it'll make a substantial impact on your battery life. For use with Pro-Fill® by Flow-Rite® Regulated Hose Supply (sold separately).

1 DEIONIZER

**JN6-DEION-IZ-ER | \$469.99**

2 REPLACEMENT PARTS - 600 REPLACEMENT CARTRIDGE

**JN6-DEION-RP-LC | \$169.99**

2

## SERVICE



**BFS™ Gravity Tank**

Use the BFS™ Gravity Tank to add water to your Battery Watering System (GCA-JW286-30-00 or GCA-JW286-40-00)—sold separately—using the power of gravity versus manually pumping the water into the system. For use on BFS™ by Battery Watering Technologies systems.

**GCA-JW286-00-23 | \$63.99**

**NOTE:** No Deionizer needed with this.



**Pro-Fill® Regulated Water Supply Hose**

If you plan to use your Battery Watering System (GCA-JW286-30-00)—sold separately—to fill multiple golf cars in a quick succession, our Pro-Fill® Regulated Water Supply Hose is the perfect solution. For use with Pro-Fill® by Flow-Rite® or Trojan® HydroLink® watering systems.

**GCA-JW281-00-00 | \$134.99**

**NOTE:** No Deionizer needed with this.



**Pro-Fill® Hand Pump**

Manually add water to your Battery Watering System (GCA-JW286-30-00)—sold separately—with this Pro-Fill® Hand Pump. For use with Pro-Fill® by Flow-Rite® or Trojan® HydroLink® watering systems.

**GCAJW285-00-00 | \$36.99**

**NOTE:** No Deionizer needed with this.

## STEERING WHEELS



1



2



3

**Suede Series Steering Wheel Kit**

Experience the Suede Series. This Yamaha-exclusive series offers each driver a premium wheel that is suede-wrapped, hand-stitched with custom-color thread, and finished with a contoured grip for the ultimate comfort and performance. Fits all 2019- UMAX Rally models as well as the 2017- Concierge 4/6 and Super Hauler models.

**1 Gray.....GCA-J0E83-00-GY | \$132.99**

**2 Black.....GCA-J0E83-00-BK | \$132.99**

**3 Black with Beige Top Marker.....GCA-J0E83-00-BG | \$132.99**

\*All steering wheels come with steering wheels, steering wheel adapter, hub, center cap with Yamaha emblem, all hardware, and detailed instructions.

## STEERING WHEELS




**Vinyl/Suede Combination Steering Wheel Kit**

Step up your steering game with our premium suede wrapped/perforated vinyl wheel with a contoured grip for the ultimate comfort and performance. Fits all 2019- UMAX Rally models and 2017- Concierge 4/6 and Super Hauler models.

**GCA-J0E83-00-LT | \$139.99**



1



2

**Formula Steering Wheel Kits**

Give your Yamaha that custom racer edge with our Formula Steering Wheel Kits that have formula-one-inspired, styled wheels with complete step-by-step instructions for easy installation. Fits all 2019- UMAX Rally models and 2017- Concierge 4/6 and Super Hauler models.

**1 Formula J Sport Wheel Kit.....GCA-JW883-00-KT | \$149.99**

**2 Formula GT Wheel Kit.....GCA-JW883-10-KT | \$160.99**

Steering Wheel Installation Kit Only (includes black aluminum hub and mounting bolts).....**GCA-JW883-00-10 | \$39.99**

\*All steering wheels come with steering wheels, steering wheel adapter, hub, center cap with Yamaha emblem, all hardware, and detailed instructions.

## STORAGE



**UMAX Cargo Bed Box**

You've got a long workday planned. Leave none of your essentials behind with our heavy-duty, durable cargo box that doubles as a non-insulated cooler featuring an integrated drain plug. You'll enjoy easy installation and optimum capacity while matching your UMAX's uniquely rugged style.

Fits 2019- UMAX One Rally EFI and UMAX Two Rally EFI/AC models.

**J0G-F83P0-V0-00 | \$399.99**



## TOPS



### UMAX Sun Top Kit

Guard yourself against the sun's glare, hanging brush, and other elements with the only sun top designed to completely match your UMAX in style and durability. Fits 2019- UMAX One/Two Rally models.

JOG-K84A0-V0-00 | \$469.99



## TRIMS AND ACCENTS



### Explorer Mirror by Assault Industries™

Expanding from the success of Yamaha's Assault Bomber Mirrors, we collaborated with Assault Industries™ to provide a mirror solution for all applications. This Explorer Mirror by Assault Industries™ was designed for the outdoor adventure seeker! These mirrors feature the greatest range of visibility. The housing is made from high-impact polymer for lightness and durability. Clamps below—sold separately—required for installation. Fits all 2019- UMAX Rally models.

ACC-MIREX-00-BK | \$179.99

**NOTE:** Requires Mounting Clamps by Assault Industries™ sold separately.



### Bomber Mirror by Assault Industries™

The Assault Industries™ Bomber series side mirrors are made from high-grade aluminum and lightweight polymer materials. These mirrors feature sleek, aggressive styling. These well-designed, highly adjustable mirrors provide exceptional rearward visibility. The break away design helps to prevent crushing damage to the mirror by allowing it to fold away on impact. Clamps —sold separately—needed for installation. Fits all 2019- UMAX Rally models.

ACC-MIRBM-00-BK | \$179.99



### Mounting Clamps by Assault Industries™

Use these simple-to-install, rugged military-grade constructed Mounting Clamps that have a fade-resistant e-coat black finish and is machined from 6061-T6 billet aluminum. Universal fit for round tube roof supports, pillars, or brush guards.

ACC-CLAMP-15-01 (1.5") | \$49.99

ACC-CLAMP-17-51 (1.75") | \$49.99

ACC-CLAMP-20-01 (2.0") | \$49.99

## WEATHER PROTECTION

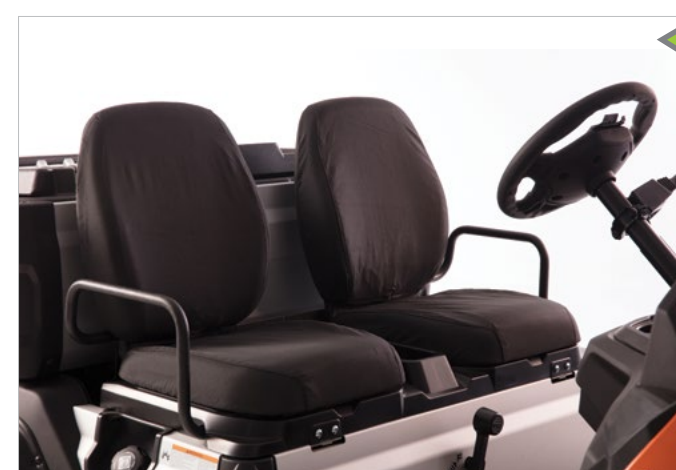


### UMAX Windshields

Completely redesigned and re-engineered to be the best in the industry. Made from polycarbonate for higher impact resistance, greater tensile, and more flexural strength and UV-resistance. The fold-down windshield has a flexible, industry-first mechanical hinge that has a chemically-bonded weld for superior strength. Press-in rubber latches for the top grip and bottom grip clips provide a more secure, yet quiet fit—and is effortless to store in the folded position.

FITS ALL 2019- UMAX RALLY MODELS

|                       |                 |                      |
|-----------------------|-----------------|----------------------|
| One-piece Clear ..... | JOG-K7200-V0-00 | \$149.99             |
| One-piece Tinted..... | JOG-K7200-T0-00 | \$159.99 (NOT SHOWN) |
| Hinged Clear.....     | JOG-K7200-S0-00 | \$179.99             |
| Hinged Tinted .....   | JOG-K7200-R0-00 | \$199.99 (NOT SHOWN) |



### Heated Seat Cover

Experience the epitome of comfort during wintry weather with our renowned Viking® Side-by-Side model's Heated Seat Covers. Fits all 2019- UMAX models. Each cover is sold separately and requires a separately sold 12v Receptacle (ATV-12VPC-00-RC).

2PG-F470B-T0-00 | \$149.99

**NOTE:** The Heated Seat Cover is from Yamaha's Viking® utility Side-by-Side that includes three seats. When ordering for your UMAX, the set will include one seat bottom cover, one seat back cover, and one headrest cover.



## WEATHER PROTECTION



### Yamaha Golf Car Windshields

Completely redesigned and re-engineered to be the best in the industry, these Yamaha windshields are made from polycarbonate for higher impact-resistance, greater tensile, flexural strength, and more UV-resistance.

The fold-down windshield has a flexible, mechanical hinge made with a chemically-bonded weld for superior strength. Press-in rubber latches for the top and bottom grip clips provide a more secure and quiet fit, making it effortless to store in the folded position.

Fits 2017- Concierge 4/6 and Super Hauler models.

|                                |                        |                 |
|--------------------------------|------------------------|-----------------|
| <b>1</b> One-piece Clear.....  | <b>JOB-K7200-01-00</b> | <b>\$139.99</b> |
| <b>2</b> One-piece Tinted..... | <b>JOB-K7200-11-00</b> | <b>\$154.99</b> |
| <b>3</b> Hinged Clear.....     | <b>JOB-K7200-21-00</b> | <b>\$165.99</b> |
| <b>4</b> Hinged Tinted.....    | <b>JOB-K7200-34-00</b> | <b>\$164.99</b> |

## WEATHER PROTECTION



### Drive<sup>2</sup> Three-Sided Enclosure

This three-sided taupe enclosure perfectly complements the Club Pro Products® Cabana Golf Bag. Install in as little as five minutes with a patented extrusion system. The back panel allows access to the sweater basket. The cover disappears into a zippered sleeve when not in use.

Fits 2017- Concierge 4/6 and Super Hauler models.

Black.....**GCA-J0A63-00-BK** | **\$379.99**

Taupe.....**GCA-J0A63-00-00** | **\$379.99**

**NOTE:** Will not work with Yamaha golf car polycarbonate windshields with mechanical hinges.



### Drive<sup>2</sup> Four-Sided Enclosures

Our UV- and mildew-/mold-resistant over-the-top enclosure is quick and easy to install thanks to a trackless design so you can seamlessly move it from car to car without hassle. Also features heat-welded seams and heavy-duty, marine-grade, 1300D vinyl or marine-grade, 600D, 100% solution-dyed polyester fabric along with hook-and-loop straps for high-level security.

Fits 2017- Concierge 4/6 and Super Hauler models.

Fabric - Taupe.....**GCA-J0A65-00-SD** | **\$559.99**

Vinyl - White.....**GCA-J0A65-00-00** | **\$519.99**

Acrylic - Linen.....**GCA-J0A65-00-LN** | **\$625.99**

## WHEELS AND TIRES



### 10" 14-Spoke P-Series Alloy Wheel

Elevate your Yamaha's style with our 10" 14-spoke wheel assembly featuring the Kenda Loadstar tire, a direct replacement to the OEM tire. Enjoy a plush ride with the larger sidewall tire combined with the legendary P-Series alloy wheel by Wheel Mate Products. Sold Individually.

Fits 2017- Concierge 4/6 and Super Hauler models.

Silver.....**GCA-J0E51-10-SL** | **\$189.99**



### 10" Casino Alloy Wheel Assembly

Dress up your Yamaha with our 10" Casino Alloy Wheel and Kenda Loadstar 205/65-10 DOT tire that daringly mixes stunning angles with finesse. Wheel assembly includes chrome center cap with Yamaha emblem, chrome lug nuts, chrome valve stem cover and cap.

Fits 2017- Concierge 4/6 and Super Hauler models.

Silver.....**GCA-JC352-00-SL** | **\$189.99**

Black Machined.....**GCA-JC352-00-BK** | **\$189.99 (NOT SHOWN)**

## WHEELS AND TIRES



10" 12-Spoke J-Series Alloy Wheel Assembly

Give your Yamaha a classic edge with the 12-spoke J-Series direct replacement Alloy Wheel and Kenda Loadstar 205/65-10 DOT tire. Wheel assembly includes chrome center cap with Yamaha emblem, chrome lug nuts, chrome valve stem cover and cap. Fits 2017- Concierge 4/6 and Super Hauler models.

- |                      |                 |                      |
|----------------------|-----------------|----------------------|
| 1 Silver .....       | GCA-JOE51-00-SL | \$189.99             |
| 2 Black Machine..... | GCA-JOE51-00-BM | \$189.99             |
| 3 Gold Machine ..... | GCA-JOE51-00-GD | \$189.99             |
| 4 Satin Black .....  | GCA-JOE51-00-SB | \$189.99 (NOT SHOWN) |



10" 12-Spoke J-Series All-Terrain Alloy Wheel Assembly

Make going off-trail a breeze with this 12-Spoke J-Series All-Terrain, Alloy Wheel and Carlisle All-Trail II 20 x 10 x 10 all-terrain knobby tire that will enhance your Yamaha's traction and add to its ready-to-rumble appearance. Wheel assembly includes chrome center cap with Yamaha emblem, chrome lug nuts, chrome valve stem cover and cap. Fits 2017- Concierge 4/6 and Super Hauler models.

- |                         |                 |                      |
|-------------------------|-----------------|----------------------|
| 1 Silver .....          | GCA-J2G51-00-SL | \$215.99             |
| 2 Black Machine.....    | GCA-J2G51-00-BM | \$215.99             |
| 3 Gold Machine .....    | GCA-JOE51-00-GD | \$189.99             |
| 4 All-Satin Black ..... | GCA-J2G51-00-SB | \$215.99 (NOT SHOWN) |

When it comes to your new Yamaha golf car, using Yamaha Genuine Parts and Accessories ensures they run the same as day one. In fact, the same team of engineers that designed your Yamaha golf car worked hand-in-hand with Yamaha product planners to guarantee our accessories look right, fit right and perform right.

Advance research and state-of-the-art materials are the keys to making your vehicle look and perform like only a Yamaha can. We continually subject our parts and accessories to stringent testing, specifically designed to evaluate all aspects of functionality, durability and safety, giving you peace of mind from worrying about inferior aftermarket parts.

Watch for the "Must Have" logo throughout the catalog. This symbol indicates essential, engineer-picked accessories that are key to building the ultimate Yamaha vehicle.



## WHEELS AND TIRES



12" 16-Spoke V-Series Radial Alloy Wheel Assembly

V-Series alloy wheel assembly features the Kenda Kruizer KR20A tire, the golf car industry's first true automotive steel-belted radial design tire specifically designed for Low Speed (LSV) and Personal Transportation Vehicles (PTV) that are approved to be used on golf courses and in golf course communities. Combined with the all-new V-Series alloy wheel by Wheel Mate Products for the ultimate driving experience. Fits 2017- Concierge 4/6 and Super Hauler models.

- |                       |                               |                                  |          |
|-----------------------|-------------------------------|----------------------------------|----------|
| 1 Black Machine.....  | GCA-J0D52-2L-BM (Driver Side) | GCA-J0D52-2R-BM (Passenger Side) | \$219.99 |
| 2 Silver Machine..... | GCA-J0D52-2L-SL (Driver Side) | GCA-J0D52-2R-SL (Passenger Side) | \$219.99 |
| 3 Bronze .....        | GCA-J0D52-2L-BZ (Driver Side) | GCA-J0D52-2R-BZ (Passenger Side) | \$229.99 |
| 4 Gunmetal .....      | GCA-J0D52-2L-GM (Driver Side) | GCA-J0D52-2R-GM (Passenger Side) | \$229.99 |





# PERFECT PROTECTION

## Yamalube Quality Care Products



### For the Right Protection, the Pros Know Where to Go

UMAXs work hard all day. You need protection that does too. Make sure your Yamaha is always up for the task with high-quality Yamalube Quality Care Products.

### Better For Your Yamaha

Protect your Yamaha from the wear and tear of nearly continuous use with Yamalube 10W-30 All-purpose Golf Car oil. It includes high-quality mineral base stocks and provides incredible film strength.

### Better Lubrication

At Yamaha, we have stringent lubrication standards for all of our vehicles—and other off-the-shelf oils just aren't up to par. That's why we created our own. Our factory-approved engine oils include unparalleled mineral base stocks and technologically superior additives, providing excellent protection that matches your engine's demand.

### Better Protection

Yamalube Performance All-purpose Golf Car oil is available in the precise multi-grade viscosity recommended for your four-stroke Yamaha, and meets or exceeds all industry standards.

## QUALITY CARE AND MAINTENANCE PRODUCTS



1

### GLARE<sup>®</sup> Blast<sup>™</sup> Spray Polish

This spray polish features Camo-Adaptive Glassplexin<sup>®</sup> that makes gloss surfaces pop with brilliance and flat or matte surfaces look brand new without unwanted shine. It removes and prevents fingerprints while blocking harmful UV sun rays (UVA/UVB). Protects your vehicle's finish and reduces damage caused by road tar, road salt, salt air, eggs, bugs, bird droppings, tree sap, glue, ink, spray paint, acid rain, fall out, detergents, abrasions, and more. For use on gloss paint, flat paint, chrome, carbon fiber, plastic, glass, fiberglass, metals of all types, plastic, rubber, leather, vinyl, and Plexiglas<sup>®</sup>.

12 OZ. BOTTLE  
ACC-YAMAB-LA-ST (QTY. 6\*) | \$20.99



2

### Yamashield<sup>™</sup>

Creates a non-conductive shield on surfaces that are exposed to the elements and provides extreme rust and corrosion protection, preserving metal components and electrical connections from moisture.

12 OZ. CAN  
ACC-YAMASH-LD-00 (QTY. 12\*) | \$9.49



3

### YamaCoat<sup>™</sup> Plastic Coating

A high-quality plastic coating that helps maintain the color and surface finish of plastic for that elusive factory-finish look. The unique comfort tip gives an even spray on components to be treated. Once applied, wipe off with a clean, dry, cloth. Can also be left wet to help inhibit adhesion of mud and dirt for easy cleanup. Ideal for use on motocross and off-road motorcycles, ATVs, Side-by-Sides, and any other vehicles where plastic components are used.

10 OZ. CAN  
ACC-YAMAC-OA-TC (QTY. 12\*) | \$8.99



4

### YamaClean<sup>®</sup> Vinyl Dressing

This one-step formula restores and protects vinyl, rubber, plastics, and leather. When dry, it leaves a transparent and water-repellent gloss coating that isn't slippery. Its UV protection also helps to prevent drying and cracking.

32 OZ. BOTTLE  
ACC-YAMAC-VN-DR (QTY. 12\*) | \$13.99



5

### YamaClean<sup>®</sup> Pro-Wash Spray

YamaClean Pro-Wash Spray is biodegradable vehicle spray wash that removes grime and soil. Rinses clean and helps keep your vehicle looking new. The most effective way to remove grime, grease, and bugs from most surfaces.

32 OZ. BOTTLE  
ACC-YAMAC-PW-SP (QTY. 12\*) | \$9.95  
1 GAL. BOTTLE  
ACC-YAMAC-PW-GL (QTY. 4\*) | \$29.95



6

### Spray Polish and Instant Detailer

This quick detailer will restore a lustrous shine to paint, chrome, glass, and smooth plastics like visors, windshields, and gauges. Gives textured plastics, rubber, and vinyl a beautiful satin finish. Anti-static properties repel dust and dirt to keep that shine.

14 OZ. CAN  
ACC-SPRAY-PL-SH (QTY. 12\*) | \$6.99

# YAMALUBE®


Others simply follow industry standards.  
**WE PREFER TO SET THEM.**

In the early 1960s Yamaha's vehicles were dominating the motorsport game with top performance, but the quality lubrication required to foster that performance didn't exist—essentially stifling the peak potential of Yamaha machines. Leo Lake, the National Service Manager for then Yamaha International Corporation, noticed and took action.

In 1967, after testing hundreds of lubrication combinations, Leo developed a blend that became the iconic Yamalube brand the world knows today.

Yamaha now warrants the use of Yamalube in all of its engines with the Yamalube Advantage™ engine lubrication limited warranty, covering 20 years or 5,000 hours or 100,000 miles (whichever comes first).

To date, Yamalube remains the only oil built around the stringent demands, operating characteristics, and applications of not only Yamaha engines, but all powersport engines. With over 50 years of success, we still strive to make the best even better.



## PERFORMANCE IN A BOTTLE

Reliability, dependability, and peace of mind.  
That's what you'll experience with Yamalube Advantage.

### Register your new Yamaha:

- At the same time as your purchase
- Before your first scheduled maintenance
- At your first scheduled maintenance

**PRO TIP!** Schedule your first maintenance when you purchase your new Yamaha. (One less thing to worry about).

**Qualifying Yamalube Oil:**  
10W-30 YAMALUBE FOR GOLF CARS  
**LUB-10W30-GG-12**

**Qualifying Yamalube Oil Change Kits:**  
YAMALUBE UMAX TUNE-UP KIT  
**LUB-GCUMX-MT-KT**  
YAMALUBE DRIVE<sup>2</sup> TUNE-UP KIT  
**LUB-GCDR2-MT-KT**

Visit [yamalubeadvantage.com](http://yamalubeadvantage.com) for complete terms and conditions. Subject to customer's compliance with all program requirements.

\*\* As specified in the applicable owner's manual there's an allowance of 10% over the mileage interval, hours of operation interval, or time interval provided.

## TUNE-UP KITS

### Yamalube® UMAX Tune-Up Kit



Think your UMAX wants the same oil as a minivan? Give it the care only the most rugged utility car on the market deserves: Yamalube (an oil kit specifically crafted to support the UMAX's performance, power, and versatility). Fits all 2019- UMAX EFI models.

- CONTAINS:**
- Yamalube 10W-30 Mineral Oil (37.2 oz.)
  - Genuine Yamaha Air Filter (Qty. 1)
  - Genuine Yamaha Pre-Air Filter (Qty. 1)
  - NGK® Spark Plug (Qty. 1)
  - Drain Plug Gasket (Qty. 1)

**LUB-GCUMX-MT-KT | \$51.99**

### Yamalube® Drive<sup>2</sup> Tune-Up Kit



Peak performance in a kit is what you'll be giving your Drive<sup>2</sup> with the Yamalube Drive<sup>2</sup> Tune-Up Kit. Keep your Yamaha at its best, longer. Fits 2017- Drive<sup>2</sup> EFI models.

- CONTAINS:**
- Yamalube 10W-30 Mineral Oil (1 Qts.)
  - Genuine Yamaha Air Filter (Qty. 1)
  - Genuine Yamaha Pre-Air Filter (Qty. 1)
  - NGK® Spark Plug (Qty. 1)
  - Drain Plug Gasket (Qty. 1)

**LUB-GCDR2-MT-KT | \$45.99**



### Fuel Med RX

Prevent fuel system corrosion, improve performance, and extend the life of your Yamaha by using Fuel Med RX. Routine use will fight back phase separation, moisture damage, dissolve gum, and varnish in your carburetion system—all while extending spark plug life. Universal fit.

3.2 OZ. BOTTLE (BLENDED)  
**ACC-FUELM-RX-04 (QTY. 48\*) | \$1.95**

16 OZ. BOTTLE (CONCENTRATED;  
CHAMBERED BOTTLE FOR EASY MEASURING)  
**ACC-FUELM-RX-16 (QTY. 12\*) | \$5.99**

**NOTE:** Use continuous treat rate if in-season fuel will sit in a tank for more than seven days. The storage treat rate keeps fuel fresh for up to one year.



### Engine Med RX

Empower your golf car with superior carbon deposit control, cleaning injectors, carburetors, intake valves and ports, and combustion chambers. Also protects fuel system metals from ethanol sulfate salt corrosion. Add it a every fill up to avoid unnecessary engine repairs due to poor quality gas and to keep your engine clean and running efficiently. Universal fit.

3.2 OZ. BOTTLE (BLENDED)  
**ACC-ENGIN-RX-04 (QTY. 48\*) | \$2.49**

16 OZ. BOTTLE (CONCENTRATED;  
CHAMBERED BOTTLE FOR EASY MEASURING)  
**ACC-ENGIN-RX-16 (QTY. 12\*) | \$23.99**

\*Dealer order pack quantities and prices shown—available individually from your dealer.

With our quiet gas cars boasting a 261-mile range and our electric cars wielding an industry-leading 6.5 horsepower motor:


# OUR ONLY QUESTION FOR YOU IS REFUEL OR RECHARGE?

## GAS



The new QuietTech EFI boasts the lowest decibel output of any gas car and features the industry's first-ever Independent Rear Suspension on a golf car. This unprecedented combination ensures your players experience a luxuriously quiet ride. At 45 MPG and less hydrocarbon emissions than the competition, we think you'll agree that choosing QuietTech EFI is the most sound business decision you could make for your golf course.

- Yamaha exclusive QuietTech EFI technology
- Independent Rear Suspension (IRS)
- Industry-leading fuel economy
- 12.8% more miles to the gallon over the competition—45 MPG<sup>(1)</sup>
- Yamaha-built engine, designed and built for durability
- Fewest emissions and up to 76% fewer pollutants than the competitors\*
- All Yamaha Golf Cars are proudly built in Newnan, Georgia




## ELECTRIC



Our new electric vehicles put the power in PowerTech AC. Prepare yourself for an energy efficient, electric solution that features smooth acceleration and unrivaled hill-climbing abilities like you've never experienced before. Our electric cars make battery power synonymous with horsepower, while giving you and yours a silky smooth ride every time.

- PowerTech AC Electric Drive
- Toyota Industries-built motor control unit
- Reliability and proven performance
- Cradle-smooth rear suspension system
- Equipped with industry-leading Trojan T-875 batteries
- Best hill-climbing ability
- Yamaha-built charger
- All Yamaha Golf Cars are proudly built in Newnan, Georgia



<sup>(1)</sup>Independent laboratory testing in a fleet environment by Transportation Research Center, Inc. 2015, on model year 2016 cars.



## UMAX ONE RALLY EFI

### DIMENSIONS

|                               |                     |
|-------------------------------|---------------------|
| OVERALL LENGTH                | 111.45 in (291.2cm) |
| OVERALL HEIGHT (NO SUN TOP)   | 50.70 in (128.8cm)  |
| OVERALL HEIGHT (WITH SUN TOP) | 74.02 in (188 cm)   |
| OVERALL WIDTH                 | 53.54 in (136cm)    |
| WHEELBASE                     | 66.18 in (168.1cm)  |
| FRONT WHEEL TREAD             | 39.96 in (104cm)    |
| REAR WHEEL TREAD              | 41.25 in (104.8cm)  |
| MINIMUM GROUND CLEARANCE      | 5.98 in (15.2cm)    |
| DRY WEIGHT (WITH SUN TOP)     | 453.5kg             |

### GENERAL

|                          |   |
|--------------------------|---|
| FUEL TANK CAPACITY       | 5.2 US GAL (20 LITERS)  |
| TIRE SIZE                | 23x10.5-12 4-ply Monitor K389 (front) K500 (rear)                       |
| SEATING CAPACITY         | Two persons   |
| AVAILABLE MODEL COLORS   | Glacier<br>Metallic: Jasper, Carbon, Aqua Blue, Noble Orange, Evergreen |
| AVAILABLE SEAT COLORS    | Black   |
| AVAILABLE SUN TOP COLORS | Black   |
| WARRANTY                 | Standard 2-year limited vehicle warranty                                |

### ENGINE / DRIVE TRAIN

|                    |   |
|--------------------|---|
| ENGINE TYPE        | Yamaha built 402cc, Low Emission Single Cylinder 60deg Incline OHV              |
| LUBRICATION SYSTEM | Splash-style positive oil lubrication   |
| OIL CAPACITY       | 1.16 U.S. quart (1.1 liter, 1100cc), Yamalube® 10W-30                           |
| AIR CLEANER        | Two-stage, urethane-foam pre-cleaner, and high-capacity pleated paper cartridge |
| COOLING SYSTEM     | Forced air  |
| FUEL SYSTEM        | Electronic fuel injection   |
| STARTING SYSTEM    | Starter generator with pedal start system                                       |
| GROSS HORSEPOWER   | 3600 rpm (14.25 hp)   |

### CHASSIS

|   |   |
|---|---|
| FRAME   | HybriCore™ Chassis features a robotic welded automotive ladder-style steel frame protected with a multi-step full-immersion phosphate treatment, electro-deposition epoxy-based coating, and an electrostatic applied polyester/urethane powder topcoat |
| BODY  | Custom-formulated thermoplastic olefin painted with a two-part top coat of high-luster automotive-grade polyurethane  |
| STEERING  | Self-compensating double reduction helical rack-and-pinion  |
| FRONT SUSPENSION  | Tru-Trak II™ fully independent automotive-style strut suspension  |
| REAR SUSPENSION   | Unit swing arm with DUAL RATE coil springs over hydraulic shock absorbers   |
| BRAKES  | Self-adjusting mechanical, rear wheel drum brakes   |
| CARGO BED MAX LOAD  | 300 lb  |
| ROLLING TRAILER MAX WEIGHT  | 800 lb  |
| MAX TONGUE WEIGHT   | 100 lb  |
| VEHICLE RATED CAPACITY (PASSENGER(S), CARGO, SUN TOP, ACCESSORIES AND TORQUE) | 700 lb  |
| CARGO BED DIMENSIONS  | 32.8" L x 45.9" W x 11.9" H   |

## UMAX TWO RALLY EFI

### DIMENSIONS

|                               |                     |
|-------------------------------|---------------------|
| OVERALL LENGTH                | 119.37 in (311.3cm) |
| OVERALL HEIGHT (NO SUN TOP)   | 50.70 in (128.8cm)  |
| OVERALL HEIGHT (WITH SUN TOP) | 74.02 in (188cm)    |
| OVERALL WIDTH                 | 53.54 in (136cm)    |
| WHEELBASE                     | 77.2 in (196.3cm)   |
| FRONT WHEEL TREAD             | 41.25in (104.8cm)   |
| REAR WHEEL TREAD              | 41.25 in (104.8cm)  |
| MINIMUM GROUND CLEARANCE      | 5.98 in (15.2cm)    |
| DRY WEIGHT (WITH SUN TOP)     | 468kg               |

### GENERAL

|                          |   |
|--------------------------|---|
| FUEL TANK CAPACITY       | 5.2 US GAL (20 LITERS)  |
| TIRE SIZE                | 23x10.5-12 4-ply Monitor K389 (front) K500 (rear)                       |
| SEATING CAPACITY         | Two persons   |
| AVAILABLE MODEL COLORS   | Glacier<br>Metallic: Jasper, Carbon, Aqua Blue, Noble Orange, Evergreen |
| AVAILABLE SEAT COLORS    | Black   |
| AVAILABLE SUN TOP COLORS | Black   |
| WARRANTY                 | Standard 2-year limited vehicle warranty                                |

### ENGINE / DRIVE TRAIN

|                    |   |
|--------------------|---|
| ENGINE TYPE        | Yamaha built 402cc, Low Emission Single Cylinder 60deg Incline OHV              |
| LUBRICATION SYSTEM | Splash-style positive oil lubrication   |
| OIL CAPACITY       | 1.16 U.S. quart (1.1 liter, 1100cc), Yamalube® 10W-30                           |
| AIR CLEANER        | Two-stage, urethane-foam pre-cleaner, and high-capacity pleated paper cartridge |
| COOLING SYSTEM     | Forced air  |
| FUEL SYSTEM        | Electronic fuel injection   |
| STARTING SYSTEM    | Starter generator with pedal start system                                       |
| GROSS HORSEPOWER   | 3600 rpm (14.25 hp)   |

### CHASSIS

|   |   |
|---|---|
| FRAME   | HybriCore™ Chassis features a robotic welded automotive ladder-style steel frame protected with a multi-step full-immersion phosphate treatment, electro-deposition epoxy-based coating, and an electrostatic applied polyester/urethane powder topcoat |
| BODY  | Custom-formulated thermoplastic olefin painted with a two-part top coat of high-luster automotive-grade polyurethane  |
| STEERING  | Self-compensating double reduction helical rack-and-pinion  |
| FRONT SUSPENSION  | Tru-Trak II™ fully independent automotive-style strut suspension  |
| REAR SUSPENSION   | Unit swing arm with DUAL RATE coil springs over hydraulic shock absorbers   |
| BRAKES  | Self-adjusting mechanical, front and rear wheel drum brakes   |
| CARGO BED MAX LOAD  | 800 lb  |
| ROLLING TRAILER MAX WEIGHT  | 1,500 lb  |
| MAX TONGUE WEIGHT   | 150 lb  |
| VEHICLE RATED CAPACITY (PASSENGER(S), CARGO, SUN TOP, ACCESSORIES AND TORQUE) | 1,200 lb  |
| CARGO BED DIMENSIONS  | 41.1" L x 45.9" W x 11.9" H   |

## UMAX TWO RALLY AC

### DIMENSIONS

|                               |                                       |
|-------------------------------|---------------------------------------|
| OVERALL LENGTH                | 122.56 in (311.3cm)                   |
| OVERALL HEIGHT (NO SUN TOP)   | 50.70 in (128.8cm)                    |
| OVERALL HEIGHT (WITH SUN TOP) | 74.02 in (188cm)                      |
| OVERALL WIDTH                 | 53.54 in (136cm)                      |
| WHEELBASE                     | 77.2 in (196.3cm)                     |
| FRONT WHEEL TREAD             | 41.25 in (104.8cm)                    |
| REAR WHEEL TREAD              | 41.25 in (104.8cm)                    |
| MINIMUM GROUND CLEARANCE      | 5.98 in (15.2cm)                      |
| DRY WEIGHT (WITH SUN TOP)     | 675.8kg (with Trojan T-105 batteries) |

### GENERAL

|                          |   |
|--------------------------|---|
| TIRE SIZE                | 23x10.5-12 4-ply Monitor K389 (front) K500 (rear)                       |
| SEATING CAPACITY         | Two persons   |
| AVAILABLE MODEL COLORS   | Glacier<br>Metallic: Jasper, Carbon, Aqua Blue, Noble Orange, Evergreen |
| AVAILABLE SEAT COLORS    | Black   |
| AVAILABLE SUN TOP COLORS | Black   |
| WARRANTY                 | Standard 2-year limited vehicle warranty                                |

### ENGINE / DRIVE TRAIN

|                    |   |
|--------------------|---|
| MOTOR              | 48-volt AC  |
| OUTPUT RATING      | 6.7 hp (5.0 kW FOR 60 minutes)                              |
| MOTOR CONTROL UNIT | NEOS 350 amp AC controller by Toyota Industries Corporation |
| BATTERIES          | Eight 6-volt Trojan T-105 Batteries                         |

### CHASSIS

|   |   |
|---|---|
| FRAME   | HybriCore™ Chassis features a robotic welded automotive ladder-style steel frame protected with a multi-step full-immersion phosphate treatment, electro-deposition epoxy-based coating, and an electrostatic applied polyester/urethane powder topcoat |
| BODY  | Custom-formulated thermoplastic olefin painted with a two-part top coat of high-luster automotive-grade polyurethane  |
| STEERING  | Self-compensating double reduction helical rack-and-pinion  |
| FRONT SUSPENSION  | Tru-Trak II™ fully independent automotive-style strut suspension  |
| REAR SUSPENSION   | Unit swing arm with DUAL RATE coil springs over hydraulic shock absorbers   |
| BRAKES  | Self-adjusting mechanical, front and rear wheel drum brakes   |
| CARGO BED MAX LOAD  | 800 lb  |
| ROLLING TRAILER MAX WEIGHT  | 1,500 lb  |
| MAX TONGUE WEIGHT   | 150 lb  |
| VEHICLE RATED CAPACITY (PASSENGER(S), CARGO, SUN TOP, ACCESSORIES AND TORQUE) | 1,200 lb  |
| CARGO BED DIMENSIONS  | 41.1" L x 45.9" W x 11.9" H   |

### PERFORMANCE

|                        |                      |
|------------------------|----------------------|
| MAX FORWARD SPEED      | 19.5 mph (31.4 km/h) |
| MAX REVERSE SPEED      | 6.2 mph (10 km/h)    |
| MINIMUM TURNING RADIUS | 3.98m                |

## UMAX RALLY<sup>2+2</sup> EFI

### DIMENSIONS

|                               |                     |
|-------------------------------|---------------------|
| OVERALL LENGTH                | 134.37 in (341.3cm) |
| OVERALL HEIGHT (NO SUN TOP)   | 57.48 in (146cm)    |
| OVERALL HEIGHT (WITH SUN TOP) | 77.20 in (196.1cm)  |
| OVERALL WIDTH                 | 53.54 in (136cm)    |
| WHEELBASE                     | 77.28 in (196.3cm)  |
| FRONT WHEEL TREAD             | 41.26 in (104.8cm)  |
| REAR WHEEL TREAD              | 41.26 in (104.8cm)  |
| MINIMUM GROUND CLEARANCE      | 5.94 in (15.1cm)    |
| DRY WEIGHT (WITH SUN TOP)     | 550 kg              |

### GENERAL

|                         |   |
|-------------------------|---|
| FUEL TANK CAPACITY      | 5.2 US GAL (20 LITERS)  |
| TIRE SIZE               | 23x10.5-12 4-ply Monitor K389 (front) K500 (rear)                       |
| SEATING CAPACITY        | Four persons  |
| AVAILABLE MODEL COLORS  | Glacier<br>Metallic: Jasper, Carbon, Aqua Blue, Noble Orange, Evergreen |
| AVAILABLE SEAT COLORS   | Black   |
| AVAILABLE SUNTOP COLORS | Black   |
| WARRANTY                | Standard 2-year limited vehicle warranty                                |

### ENGINE / DRIVE TRAIN

|                    |   |
|--------------------|---|
| ENGINE TYPE        | Yamaha built 402cc, Low Emission Single Cylinder 60° Incline OHV                |
| LUBRICATION SYSTEM | Splash-style positive oil lubrication   |
| OIL CAPACITY       | 1.16 U.S. quart (1.1 liter, 1100cc), Yamalube® 10W-30                           |
| AIR CLEANER        | Two-stage, urethane-foam pre-cleaner, and high-capacity pleated paper cartridge |
| COOLING SYSTEM     | Forced air  |
| FUEL SYSTEM        | Electronic fuel injection   |
| STARTING SYSTEM    | Starter generator with pedal start system                                       |
| HORSEPOWER         | 3600 rpm (12.67 hp)   |

### CHASSIS

|   |   |
|---|---|
| FRAME   | HybriCore™ Chassis features a robotic welded automotive ladder-style steel frame protected with a multi-step full-immersion phosphate treatment, electro-deposition epoxy-based coating, and an electrostatic applied polyester/urethane powder topcoat |
| BODY  | Custom-formulated thermoplastic olefin painted with a two-part top coat of high-luster automotive-grade polyurethane  |
| STEERING  | Self-compensating double reduction helical rack-and-pinion  |
| FRONT SUSPENSION                                    | Tru-Trak II™ fully independent automotive-style strut suspension  |
| REAR SUSPENSION                                     | Unit swing arm with DUAL RATE coil springs over hydraulic shock absorbers   |
| BRAKES  | Mechanical, 4-wheel drum  |
| FLIP-SEAT CARGO MAX LOAD                            | 250 lb  |
| MAXIMUM COMBINED LOAD WITH TWO PASSENGERS AND CARGO | 400 lb  |
| VEHICLE RATED CAPACITY                              | 1,000 lb  |

### PERFORMANCE

|                        |                    |
|------------------------|--------------------|
| MAX FORWARD SPEED      | 15 mph (24.1 km/h) |
| MAX REVERSE SPEED      | 15 mph (24.1 km/h) |
| MINIMUM TURNING RADIUS | 3.98m              |
| G.V.W.                 | 2,717 lb           |

## UMAX RALLY<sup>2+2</sup> AC

### DIMENSIONS

|                               |                                      |
|-------------------------------|--------------------------------------|
| OVERALL LENGTH                | 134.37 in (341.3 cm)                 |
| OVERALL HEIGHT (NO SUN TOP)   | 57.48 in (146cm)                     |
| OVERALL HEIGHT (WITH SUN TOP) | 77.20 in (196.1cm)                   |
| OVERALL WIDTH                 | 53.54 in (136cm)                     |
| WHEELBASE                     | 77.28 in (196.3cm)                   |
| FRONT WHEEL TREAD             | 41.26 in (104.8cm)                   |
| REAR WHEEL TREAD              | 41.26 in (104.8cm)                   |
| MINIMUM GROUND CLEARANCE      | 5.98 in (15.2cm)                     |
| DRY WEIGHT (WITH SUN TOP)     | 599 kg (with Trojan T-105 batteries) |

### GENERAL

|                         |   |
|-------------------------|---|
| TIRE SIZE               | 23x10.5-12 4-ply Monitor K389 (front) K500 (rear)                       |
| SEATING CAPACITY        | Four persons  |
| AVAILABLE MODEL COLORS  | Glacier<br>Metallic: Jasper, Carbon, Aqua Blue, Noble Orange, Evergreen |
| AVAILABLE SEAT COLORS   | Black   |
| AVAILABLE SUNTOP COLORS | Black   |
| WARRANTY                | Standard 2-year limited vehicle warranty                                |

### ENGINE / DRIVE TRAIN

|                    |   |
|--------------------|---|
| MOTOR              | 48-volt AC  |
| OUTPUT RATING      | 6.7 hp (5.0 kW FOR 60 minutes)                              |
| MOTOR CONTROL UNIT | NEOS 350 amp AC controller by Toyota Industries Corporation |
| BATTERIES          | Standard: Eight 6-volt Trojan T-105 Batteries               |

### CHASSIS

|   |   |
|---|---|
| FRAME   | HybriCore™ Chassis features a robotic welded automotive ladder-style steel frame protected with a multi-step full-immersion phosphate treatment, electro-deposition epoxy-based coating, and an electrostatic applied polyester/urethane powder topcoat |
| BODY  | Custom-formulated thermoplastic olefin painted with a two-part top coat of high-luster automotive-grade polyurethane  |
| STEERING  | Self-compensating double reduction helical rack-and-pinion  |
| FRONT SUSPENSION                                    | Tru-Trak II™ fully independent automotive-style strut suspension  |
| REAR SUSPENSION                                     | Unit swing arm with DUAL RATE coil springs over hydraulic shock absorbers   |
| BRAKES  | Mechanical, 4-wheel drum  |
| FLIP-SEAT CARGO MAX LOAD                            | 250 lb  |
| ROLLING TRAILER MAX WEIGHT                          | 1,200 lb  |
| MAXIMUM COMBINED LOAD WITH TWO PASSANGERS AND CARGO | 400 lb  |
| VEHICLE RATED CAPACITY                              | 1,000 lb  |
| CARGO BED DIMENSIONS                                | 41.1" L x 45.9" W x 11.9" H   |

### PERFORMANCE

|                        |                    |
|------------------------|--------------------|
| MAX FORWARD SPEED      | 15 mph (24.1 km/h) |
| MAX REVERSE SPEED      | 6.2 mph (10 km/h)  |
| MINIMUM TURNING RADIUS | 3.98m              |
| G.V.W.                 | 2,718 lb           |

## SUPER HAULER EFI

### DIMENSIONS

|                             |                  |
|-----------------------------|------------------|
| OVERALL LENGTH              | 142.9 in (363cm) |
| OVERALL WIDTH               | 53.5 in (136cm)  |
| OVERALL HEIGHT (NO SUN TOP) | 48.8 in (124cm)  |
| WHEEL BASE                  | 98.0 in (249cm)  |
| TREAD (FRONT)               | 34.6 in (88cm)   |
| TREAD (REAR)                | 38.2 in (97cm)   |
| MINIMUM GROUND CLEARANCE    | 5.9 in (15cm)    |
| DRY WEIGHT WITH SUN TOP     | 431kg            |
| FLOOR BOARD HEIGHT          | 13.4 in (34cm)   |

### GENERAL

|                         |  |
|-------------------------|--|
| FUEL TANK CAPACITY      | 22 liters (5.8 gallons)                  |
| TIRE SIZE               | 205/65-10 4-PLY                          |
| SEATING CAPACITY        | Two persons                              |
| AVAILABLE MODEL COLORS  | Glacier                                  |
| AVAILABLE SEAT COLORS   | Standard: Black Optional: Stone          |
| AVAILABLE SUNTOP COLORS | Standard: Black                          |
| WARRANTY                | Standard 2-year limited vehicle warranty |

### ENGINE

|                     |   |
|---------------------|---|
| TYPE OF ENGINE      | Yamaha-built 357cc, low-emission single cylinder 60° incline OHV                |
| LUBRICATION SYSTEM  | Splash-style positive oil lubrication   |
| OIL CAPACITY (L)    | 1 U.S. quart (1 Liter, 1000cc)  |
| TYPE OF AIR CLEANER | Two-stage, urethane-foam pre-cleaner, and high-capacity pleated paper cartridge |
| COOLING SYSTEM      | Forced Air  |
| FUEL SYSTEM         | Electronic Fuel Injection   |
| STARTING SYSTEM     | Starter Generator with pedal start  |

### CHASSIS

|                     |   |
|---------------------|---|
| FRAME               | HybriCore™ Chassis features a robotic welded automotive ladder-style steel frame protected with a multi-step full-immersion phosphate treatment, electro-deposition epoxy-based coating, and an electrostatic applied polyester/urethane powder topcoat |
| BODY                | Mold-in Polypropylene for Glacier Color   |
| STEERING            | Self-compensating double reduction helical rack-and-pinion  |
| FRONT SUSPENSION    | Tru-Trak II™ fully independent automotive-style strut suspension  |
| REAR SUSPENSION     | Fully independent automotive-style strut suspension   |
| BRAKE SYSTEM (MAIN) | Self-adjusting mechanical, rear wheel drum brakes   |
| BUMPERS             | Front 5 mph energy-absorbing bumper   |

### CARGO BED SIZE

|                    |                   |
|--------------------|-------------------|
| LENGTH             | 70 in (177.9cm)   |
| WIDTH              | 47.0 in (119.4cm) |
| HEIGHT             | 7.8 in (20.0cm)   |
| CARGO BED CAPACITY | 800 lb            |

### PERFORMANCE

|                        |                   |
|------------------------|-------------------|
| MAXIMUM SPEED          | 19 mph (30.5km/h) |
| MINIMUM TURNING RADIUS | 14.4 ft (4.4m)    |

## SUPER HAULER AC

### DIMENSIONS

|  |                  |
|--|------------------|
| OVERALL LENGTH                                 | 142.9 in (363cm) |
| OVERALL WIDTH                                  | 53.5 in (136cm)  |
| OVERALL HEIGHT (NO SUN TOP)                    | 48.4 in (123cm)  |
| WHEEL BASE                                     | 98.0 in (249cm)  |
| TREAD (FRONT)                                  | 34.6 in (88cm)   |
| TREAD (REAR)                                   | 38.2 in (97cm)   |
| MINIMUM GROUND CLEARANCE                       | 5.5 in (14cm)    |
| WEIGHT WITH SUN TOP AND TROJAN T-875 BATTERIES | 593.5kg          |
| FLOOR BOARD HEIGHT                             | 13.0 in (33cm)   |

### GENERAL

|                         |  |
|-------------------------|--|
| TIRE SIZE               | 205/65-10 4-PLY                          |
| SEATING CAPACITY        | Two persons                              |
| AVAILABLE MODEL COLORS  | Glacier                                  |
| AVAILABLE SEAT COLORS   | Standard: Black Optional: Stone          |
| AVAILABLE SUNTOP COLORS | Standard: Black                          |
| WARRANTY                | Standard 2-year limited vehicle warranty |

### MOTOR / DRIVE TRAIN / POWER SUPPLY

|                    |  |
|--------------------|--|
| MOTOR              | 48-Volt AC   |
| OUTPUT RATING      | 6.7 hp (5.0 kW) for 60 minutes   |
| MOTOR CONTROL UNIT | NEOS 350 amp AC controller by Toyota Industries Corporation                                |
| BATTERIES          | Standard: Six 8-volt Trojan T-875 Batteries, Optional: Eight 6-volt Trojan T-105 Batteries |

### CHASSIS

|                  |   |
|------------------|---|
| FRAME            | HybriCore™ Chassis features a robotic welded automotive ladder-style steel frame protected with a multi-step full-immersion phosphate treatment, electro-deposition epoxy-based coating, and an electrostatic applied polyester/urethane powder topcoat |
| BODY             | Mold-in Polypropylene for Glacier Color   |
| STEERING         | Self-compensating double reduction helical rack-and-pinion  |
| FRONT SUSPENSION | Tru-Trak II™ fully independent automotive-style strut suspension  |
| REAR SUSPENSION  | Unit swing arm with coil springs over hydraulic shock absorbers   |
| BRAKES           | Self-adjusting mechanical, rear wheel drum brakes   |
| BUMPERS          | Front 5 mph energy-absorbing bumper   |

### CARGO BED SIZE

|                    |                   |
|--------------------|-------------------|
| LENGTH             | 46.4 in (117.9cm) |
| WIDTH              | 47.0 in (119.4cm) |
| HEIGHT             | 7.8 in (20.0cm)   |
| CARGO BED CAPACITY | 800 lb            |

### PERFORMANCE

|                        |                   |
|------------------------|-------------------|
| MAXIMUM SPEED          | 19 mph (30.5km/h) |
| MINIMUM TURNING RADIUS | 14.4 ft (4.4m)    |



## CONCIERGE 4 QUIETECH EFI

### DIMENSIONS

|                             |                  |
|-----------------------------|------------------|
| OVERALL LENGTH              | 127.2 in (323cm) |
| OVERALL WIDTH               | 47.2 in (120cm)  |
| OVERALL HEIGHT (NO SUN TOP) | 48.8 in (124cm)  |
| WHEEL BASE                  | 98.0 in (249cm)  |
| TREAD (FRONT)               | 34.6 in (88cm)   |
| TREAD (REAR)                | 38.2 in (97cm)   |
| MINIMUM GROUND CLEARANCE    | 5.9 in (15cm)    |
| DRY WEIGHT WITH SUN TOP     | 441.6kg          |
| FLOOR BOARD HEIGHT          | 13.4 in (34cm)   |

### GENERAL

|                          |   |
|--------------------------|---|
| FUEL TANK CAPACITY       | 22 liters (5.8 gallons)   |
| TIRE SIZE                | 205/65-10 4-PLY   |
| SEATING CAPACITY         | Four persons  |
| AVAILABLE MODEL COLORS   | Glacier<br>Metallic: Bluestone, Moonstone, Onyx, Aqua Blue, Jasper<br>Matte: Mica, Graphite, Atomic Flame |
| AVAILABLE SEAT COLORS    | Standard: Stone Optional: Black   |
| AVAILABLE SUN TOP COLORS | Stone, Black, White   |
| WARRANTY                 | Standard 2-year limited vehicle warranty  |

### ENGINE

|                     |   |
|---------------------|---|
| TYPE OF ENGINE      | Yamaha-built 357cc, low-emission single cylinder 60° incline OHV                |
| LUBRICATION SYSTEM  | Splash-style positive oil lubrication   |
| OIL CAPACITY (L)    | 1 U.S. quart (1 Liter, 1000cc)  |
| TYPE OF AIR CLEANER | Two-stage, urethane-foam pre-cleaner, and high-capacity pleated paper cartridge |
| COOLING SYSTEM      | Forced Air  |
| FUEL SYSTEM         | Electronic Fuel Injection   |
| STARTING SYSTEM     | Starter Generator with pedal start  |

### CHASSIS

|                     |   |
|---------------------|---|
| FRAME               | HybriCore™ Chassis features a robotic welded automotive ladder-style steel frame protected with a multi-step full-immersion phosphate treatment, electro-deposition epoxy-based coating, and an electrostatic applied polyester/urethane powder topcoat |
| BODY                | Mold-in Polypropylene for Glacier Color. Custom-formulated thermoplastic olefin painted with a two-part top coat of high-luster automotive-grade polyurethane   |
| STEERING            | Self-compensating double reduction helical rack-and-pinion  |
| FRONT SUSPENSION    | Tru-Trak II™ fully independent automotive-style strut suspension  |
| REAR SUSPENSION     | Fully independent automotive-style strut suspension   |
| BRAKE SYSTEM (MAIN) | Self-adjusting mechanical, rear wheel drum brakes   |
| BUMPERS             | Front and rear 5 mph energy-absorbing bumpers   |

### PERFORMANCE

|                        |                  |
|------------------------|------------------|
| MAXIMUM SPEED          | 19 mph (31 km/h) |
| MINIMUM TURNING RADIUS | 14.4 ft (4.4m)   |

## CONCIERGE 4 POWERTECH AC

### DIMENSIONS

|  |                  |
|--|------------------|
| OVERALL LENGTH                                 | 127.2 in (323cm) |
| OVERALL WIDTH                                  | 47.2 in (120cm)  |
| OVERALL HEIGHT (NO SUN TOP)                    | 48.4 in (123cm)  |
| WHEEL BASE                                     | 98.0 in (249cm)  |
| TREAD (FRONT)                                  | 34.6 in (88cm)   |
| TREAD (REAR)                                   | 38.2 in (97cm)   |
| MINIMUM GROUND CLEARANCE                       | 5.5 in (14cm)    |
| WEIGHT WITH SUN TOP AND TROJAN T-875 BATTERIES | 563kg            |
| FLOOR BOARD HEIGHT                             | 13.0 in (33 cm)  |

### GENERAL

|                          |   |
|--------------------------|---|
| TIRE SIZE                | 205/65-10 4-PLY   |
| SEATING CAPACITY         | Four persons  |
| AVAILABLE MODEL COLORS   | Glacier<br>Metallic: Bluestone, Moonstone, Onyx, Aqua Blue, Jasper<br>Matte: Mica, Graphite, Atomic Flame |
| AVAILABLE SEAT COLORS    | Standard: Stone Optional: Black   |
| AVAILABLE SUN TOP COLORS | Stone, Black, White   |
| WARRANTY                 | Standard 2-year limited vehicle warranty  |

### MOTOR / DRIVE TRAIN / POWER SUPPLY

|                    |  |
|--------------------|--|
| MOTOR              | 48-Volt AC   |
| OUTPUT RATING      | 6.7 hp (5.0 kW) for 60 minutes   |
| MOTOR CONTROL UNIT | NEOS 350 amp AC controller by Toyota Industries Corporation                                |
| BATTERIES          | Standard: Six 8-volt Trojan T-875 Batteries, Optional: Eight 6-volt Trojan T-105 Batteries |

### CHASSIS

|                  |   |
|------------------|---|
| FRAME            | HybriCore™ Chassis features a robotic welded automotive ladder-style steel frame protected with a multi-step full-immersion phosphate treatment, electro-deposition epoxy-based coating, and an electrostatic applied polyester/urethane powder topcoat |
| BODY             | Mold-in Polypropylene for Glacier Color. Custom-formulated thermoplastic olefin painted with a two-part top coat of high-luster automotive-grade polyurethane   |
| STEERING         | Self-compensating double reduction helical rack-and-pinion  |
| FRONT SUSPENSION | Tru-Trak II™ fully independent automotive-style strut suspension  |
| REAR SUSPENSION  | Unit swing arm with coil springs over hydraulic shock absorbers   |
| BRAKES           | Self-adjusting mechanical, rear wheel drum brakes   |
| BUMPERS          | Front and rear 5 mph energy-absorbing bumpers   |

### PERFORMANCE

|                        |                  |
|------------------------|------------------|
| MAXIMUM SPEED          | 19 mph (31 km/h) |
| MINIMUM TURNING RADIUS | 14.4 ft (4.4m)   |

## CONCIERGE 6 QUIETECH EFI

### DIMENSIONS

|                             |                  |
|-----------------------------|------------------|
| OVERALL LENGTH              | 161.0 in (409cm) |
| OVERALL WIDTH               | 47.3 in (120cm)  |
| OVERALL HEIGHT (NO SUN TOP) | 48.8 in (124cm)  |
| WHEEL BASE                  | 131.9 in (335cm) |
| TREAD (FRONT)               | 34.6 in (88cm)   |
| TREAD (REAR)                | 38.2 in (97cm)   |
| MINIMUM GROUND CLEARANCE    | 5.9 in (15cm)    |
| DRY WEIGHT WITH SUN TOP     | 523.6kg          |
| FLOOR BOARD HEIGHT          | 13.4 in (34cm)   |

### GENERAL

|                          |   |
|--------------------------|---|
| FUEL TANK CAPACITY       | 22 liters (5.8 gallons)   |
| TIRE SIZE                | 205/65-10 4-PLY   |
| SEATING CAPACITY         | Six persons   |
| AVAILABLE MODEL COLORS   | Glacier<br>Metallic: Bluestone, Moonstone, Onyx, Aqua Blue, Jasper<br>Matte: Mica, Graphite, Atomic Flame |
| AVAILABLE SEAT COLORS    | Standard: Stone Optional: Black   |
| AVAILABLE SUN TOP COLORS | Stone, Black, White   |
| WARRANTY                 | Standard 2-year limited vehicle warranty  |

### ENGINE

|                     |   |
|---------------------|---|
| TYPE OF ENGINE      | Yamaha-built 357cc, low-emission single cylinder 60° incline OHV                |
| LUBRICATION SYSTEM  | Splash-style positive oil lubrication   |
| OIL CAPACITY (L)    | 1 U.S. quart (1 Liter, 1000cc)  |
| TYPE OF AIR CLEANER | Two-stage, urethane-foam pre-cleaner, and high-capacity pleated paper cartridge |
| COOLING SYSTEM      | Forced Air  |
| FUEL SYSTEM         | Electronic Fuel Injection   |
| STARTING SYSTEM     | Starter Generator with pedal start  |

### CHASSIS

|                     |   |
|---------------------|---|
| FRAME               | HybriCore™ Chassis features a robotic welded automotive ladder-style steel frame protected with a multi-step full-immersion phosphate treatment, electro-deposition epoxy-based coating, and an electrostatic applied polyester/urethane powder topcoat |
| BODY                | Mold-in Polypropylene for Glacier Color. Custom-formulated thermoplastic olefin painted with a two-part top coat of high-luster automotive-grade polyurethane   |
| STEERING            | Self-compensating double reduction helical rack-and-pinion  |
| FRONT SUSPENSION    | Tru-Trak II™ fully independent automotive-style strut suspension  |
| REAR SUSPENSION     | Fully independent automotive-style strut suspension   |
| BRAKE SYSTEM (MAIN) | Self-adjusting mechanical, rear wheel drum brakes   |
| BUMPERS             | Front and rear 5 mph energy-absorbing bumpers   |

### PERFORMANCE

|                        |                  |
|------------------------|------------------|
| MAXIMUM SPEED          | 19 mph (31 km/h) |
| MINIMUM TURNING RADIUS | 18.7 ft (5.7m)   |

## CONCIERGE 6 POWERTECH AC

### DIMENSIONS

|  |                  |
|--|------------------|
| OVERALL LENGTH                                 | 161.0 in (409cm) |
| OVERALL WIDTH                                  | 47.2 in (120cm)  |
| OVERALL HEIGHT (NO SUN TOP)                    | 48.4 in (123cm)  |
| WHEEL BASE                                     | 131.9 in (335cm) |
| TREAD (FRONT)                                  | 34.6 in (88cm)   |
| TREAD (REAR)                                   | 38.2 in (97cm)   |
| MINIMUM GROUND CLEARANCE                       | 5.5 in (14cm)    |
| WEIGHT WITH SUN TOP AND TROJAN T-875 BATTERIES | 627kg            |
| FLOOR BOARD HEIGHT                             | 13.0 in (33cm)   |

### GENERAL

|                          |   |
|--------------------------|---|
| TIRE SIZE                | 205/65-10 4-PLY   |
| SEATING CAPACITY         | Six persons   |
| AVAILABLE MODEL COLORS   | Glacier<br>Metallic: Bluestone, Moonstone, Onyx, Aqua Blue, Jasper<br>Matte: Mica, Graphite, Atomic Flame |
| AVAILABLE SEAT COLORS    | Standard: Stone   Optional: Black   |
| AVAILABLE SUN TOP COLORS | Stone, Black, White   |
| WARRANTY                 | Standard 2-year limited vehicle warranty  |

### MOTOR / DRIVE TRAIN / POWER SUPPLY

|                    |  |
|--------------------|--|
| MOTOR              | 48-Volt AC   |
| OUTPUT RATING      | 6.7 hp (5.0 kW) for 60 minutes   |
| MOTOR CONTROL UNIT | NEOS 350 amp AC controller by Toyota Industries Corporation                                |
| BATTERIES          | Standard: Six 8-volt Trojan T-875 Batteries, Optional: Eight 6-volt Trojan T-105 Batteries |

### CHASSIS

|                  |   |
|------------------|---|
| FRAME            | HybriCore™ Chassis features a robotic welded automotive ladder-style steel frame protected with a multi-step full-immersion phosphate treatment, electro-deposition epoxy-based coating, and an electrostatic applied polyester/urethane powder topcoat |
| BODY             | Mold-in Polypropylene for Glacier Color. Custom-formulated thermoplastic olefin painted with a two-part top coat of high-luster automotive-grade polyurethane   |
| STEERING         | Self-compensating double reduction helical rack-and-pinion  |
| FRONT SUSPENSION | Tru-Trak II™ fully independent automotive-style strut suspension  |
| REAR SUSPENSION  | Unit swing arm with coil springs over hydraulic shock absorbers   |
| BRAKES           | Self-adjusting mechanical, rear wheel drum brakes   |
| BUMPERS          | Front and rear 5 mph energy-absorbing bumpers   |

### PERFORMANCE

|                        |                  |
|------------------------|------------------|
| MAXIMUM SPEED          | 19 mph (31 km/h) |
| MINIMUM TURNING RADIUS | 18.7 ft (5.7m)   |





# THE EASY CHOICE



This document contains many of the valuable trademarks and service marks owned and used by Yamaha throughout the world. The document may also contain references to other company, brand, and product names that may be the trademarks/service marks of their respective owners. Unless noted otherwise, these company, brand, and product names are used herein for identification purposes only, and reference to any names, marks, products, or services of third parties do not constitute or imply endorsement, sponsorship, or recommendation of the third party or the product or services.

1270 Chastain Road NW, Kennesaw, Georgia 30144  
 1.866.747.4027 | [YamahaGolfCar.com](http://YamahaGolfCar.com)  
 Shop accessories at [ShopYamaha.com](http://ShopYamaha.com)

