

POLARIS
RANGER



2016

ACCESSORIES, RIDING GEAR & GARAGE

INTERNATIONAL VERSION

POLARIS®

ENGINEERED PARTS
ACCESSORIES & APPAREL

ENGINEERED TO PERFORM

The Polaris® RANGER® is engineered to be the hardest working, smoothest riding utility vehicle available. That same mentality produces our Polaris Engineered™ parts and accessories. We know what riders demand from their equipment because we're riders ourselves. From the very start, our accessories are designed, rigorously tested and meticulously fine-tuned alongside the RANGER®, making sure that they are completely in sync with one-another to elevate your off-road experience.



"POLARIS ENGINEERED PARTS AND ACCESSORIES™ ARE DEVELOPED BY THE SAME PEOPLE WHO DESIGN THE VEHICLES. NOBODY KNOWS THESE MACHINES BETTER THAN US."

– CLINT J., POLARIS® DESIGNER

2016 POLARIS® RANGER® ACCESSORIES, RIDING GEAR & GARAGE

Polaris Engineered™	01
Innovation	02-03
Lock & Ride® Pro-Fit Cab Systems	04-05
RANGER® Accessory Solutions	06-09

XP 900 / XP 570 / CREW	10-11
Windshields	12-13
Roofs	14-15
Rear Panels	16-17
Doors	18-19
Cab Systems	20-21
Winches	22-25
Plows	26-31
Storage & Hunting	32-35
Bumpers & Guards	36-37

RANGER® 570 FULL-SIZE	38-39
------------------------------	--------------

2 SEAT / 4 SEAT	40-41
Windshields	42-43
Roofs	44-45
Rear Panels	46
Doors	47
Cab Systems	48-49
Winches	50-51
Plows	52-55
Storage & Hunting	56-57
Bumpers & Guards	58-59

ACCESSORIES	
Farm & Ranch	60-61
Tracks	62-63
Tires & Wheels	64-67
Lighting	68-71
Audio	72-73
Technology & Electronics	74-77

RIDING GEAR	78-79
Helmets	80-81
Goggles	82
Jerseys/Base/Tech	83
Protection	84
Hats	85
Casual Apparel	86-91
Youth Apparel	90
Sizing Charts	90
Dgio® Bags	91
Gifts	91

GARAGE	92-93
Tool Chests	94
Shop Products	95
Generators	96
Trailers, Ramps & Covers	97
Parts	98
Vehicle Care & Fuel Treatments	99
Oils & Lubricants	100-101

 SEE POLARIS ENGINEERED™ VIDEOS
AT POLARIS.COM/RGRACCESSORIES

INNOVATION NEVER RESTS

NEW FOR 2016

Over the past year, we've enhanced our existing products and created new accessories in every category, all with the goal of helping you to get the most out of your RANGER®.



**POLARIS
NORTHSTAR™ COOLER**

PAGE 32 & 57



**FRONT HOOD
STORAGE RACK**

PAGE 33



**CARGO BED
ENCLOSURE**

PAGE 32



FARM & RANCH

PAGE 60-61

MADE TO MAKE IT YOUR OWN

POLARIS ENGINEERED ACCESSORIES™ ARE DESIGNED WITH INDUSTRY-EXCLUSIVE TECHNOLOGIES RIGHT ALONGSIDE YOUR RANGER®, GUARANTEEING QUICK AND SEAMLESS INSTALLATION AND A PERFECT FIT EVERY TIME.



CAB READY

Dedicated mounting points are engineered directly into the vehicle, allowing for quick and easy component integration. This has eliminated the cab framework entirely, which provides a much larger field of vision for riders.



EASE OF INSTALL

Doors, roofs, windshields and rear panels integrate effortlessly, thanks to the revolutionary Lock & Ride® Pro-Fit cab system. Everything installs in minutes without the use of any special tools.

MODULARITY

How you customize your cab is entirely up to you. All of our RANGER® cab components complement one another, so the options at your disposal are nearly endless.



LOCK & RIDE™

Exclusive, and engineered into every Polaris® vehicle, Lock & Ride® has revolutionized off-road vehicle customization. Every Lock & Ride® accessory is specifically designed to install quickly, without tools and without hassle.





COMPLETE CHOICE

Polaris' exclusive Lock & Ride® Pro-Fit Cab System allows you to outfit your RANGER® with the cab components of your choice. Doors, windshields, rear panels and roofs integrate seamlessly and install without hassle.



"THE MAJOR CHALLENGE IN DESIGNING THE LOCK & RIDE® SYSTEM IS GETTING ALL THE ACCESSORIES TO WORK WITH THE SAME LOCK & RIDE® PATTERN WHILE STILL BEING ROBUST ENOUGH TO HANDLE THE LOADS."
- CLINT J., POLARIS® DESIGNER

DESIGN YOUR CAB

- STEP 1 **SELECT A WINDSHIELD**
XP 900 / XP 570 / CREW pages 14-15
2 Seat / 4 Seat pages 34-35
- STEP 2 **SELECT A ROOF**
XP 900 / XP 570 / CREW pages 16-17
2 Seat / 4 Seat pages 36-37
- STEP 3 **SELECT A REAR PANEL**
XP 900 / XP 570 / CREW pages 18-19
2 Seat / 4 Seat page 38
- STEP 4 **SELECT DOORS**
XP 900 / XP 570 / CREW pages 20-21
2 Seat / 4 Seat page 39



COMPLETE CAB SYSTEMS

COMPLETE LOCK & RIDE® PRO-FIT CAB SYSTEMS



XP 900 / XP 570 / CREW pages 22-23



2 Seat / 4 Seat pages 40-41

FOR THOSE THAT GET THINGS DONE

Whether keeping the farm running, in pursuit of big game or winding down the trail, there are Polaris Engineered Accessories™ to make your RANGER® perfect for any and all purposes.

WORK

Your daily tasks just got a whole lot easier.

HUNT

Gear up for the hunt.

TRAIL

Tackle all of the twists and turns you can find.

SEALED COVERAGE — LOCK & RIDE® PRO-FIT SPORT ROOF — PG 15

CARRY IT ALL — LOCK & RIDE® CARGO BOX — PG 33

GET IT DONE — 3-POINT HITCH SYSTEM — PG 60

WORK

You've got a to-do list a mile long, and a RANGER® loaded with Polaris Engineered Accessories™ to get it all done. Winches, plows, bed extenders, material spreaders - the list goes on and on. Where there's work, there's a way with the RANGER®.

WORK SOLUTION

- » LOCK & RIDE® PRO-FIT HALF WINDSHIELD | PAGE 43 | 2879961
- » LOCK & RIDE® PRO-FIT SPORT ROOF | PAGE 45 | 2879952
- » LOCK & RIDE® XL STORAGE BOX | PAGE 68 | 2881128-070
- » XL TOOL BAG | PAGE 68 | 2881129

The above accessory collections are recommendations to improve your riding experience in specific environments, but Polaris® encourages riders to mix and match accessories however you see fit. To assemble your own accessories, visit Polaris.com.



HUNT

Upgrade your entire hunting experience by customizing your *RANGER*® with Polaris Engineered Accessories™. Safely transport firearms with sturdy gun boots and mounts, ride in comfort with a wide range of cab options and get to the most secluded of hunting spots with rugged tire options.

HUNT SOLUTION

- › STANDARD FRONT BRUSHGUARD | PAGE 34 | 2878839
- › STANDARD REAR BRUSHGUARD | PAGE 34 | 2878840
- › LOCK & RIDE® PRO-FIT TIP OUT GLASS WINDSHIELD | PAGE 11 | 2879966
- › LOCK & RIDE® PRO-FIT CAMO ROOF | PAGE 12 | 2879979
- › LOCK & RIDE® PRO-FIT SLIDING WINDOW REAR PANEL | PAGE 15 | 2879015
- › LOCK & RIDE® DUAL GUN BOOT™ MOUNT II | PAGE 33 | 2877036
- › POLARIS® GUN BOOT BY KOLPIN® | PAGE 33 | 2872677-419
- › CARGO BED ENCLOSURE SYSTEM | PAGE 30 | 2881312
- › POLARIS® HD 4500 LB WINCH | PAGE 25 | 2881667
- › WINCH WIRING HARNESS | PAGE 25 | 2879388



STEALTH PURSUIT - CAMO ROOF - PG 12

FULLY LOADED - GUN MOUNTS - PG 33



OUTLAST THE OFF-ROAD - BRUSHGUARD - PG 34

CRANK IT - AUDIO ROOF - PG 72



ALWAYS PREPARED - WINCH - PG 48

TRAIL

Sure, the *RANGER*® works harder than any other off-road vehicle, but that doesn't mean it can't attack the trail, too. Get your adrenaline pumping with a wide range of Polaris Engineered Accessories™ designed to improve recreational riding. It'll make you wonder what the *RANGER*® is best for: work or play?

TRAIL SOLUTION

- › POLARIS HD 4500 LB. WINCH | PAGE 45 | 2881667
- › STANDARD FRONT BRUSHGUARD | PAGE 34 | 2878839
- › STANDARD REAR BRUSHGUARD | PAGE 34 | 2878840
- › LOCK & RIDE® PRO-FIT PREMIUM AUDIO ROOF | PAGE 72 | 2880538
- › POLARIS NORTHSTAR® 60 QT. COOLER | PAGE 30 | 2881259
- › PRO ARMOR® ATTACK TIRE WITH SIXR WHEEL | PAGE 67 | 2881360
- › LOCK & RIDE® PRO-FIT HALF WINDSHIELD | PAGE 11 | 2879135
- › WINCH WIRING HARNESS | PAGE 25 | 2879388
- › 30" LIGHT BAR | PAGE 70 | 2880527
- › UNIVERSAL LED HARNESS | PAGE 71 | 2879863



The above accessory collections are recommendations to improve your riding experience in specific environments, but Polaris® encourages riders to mix and match accessories however you see fit. To assemble your own accessories, visit Polaris.com.

DO EVERYTHING

The *RANGER*® is the ultimate in utility vehicle performance and versatility. With Polaris®-exclusive Lock & Ride® Pro-Fit cab systems, a wide range of storage options and other hard working accessories, the *RANGER*® only gets better when integrating Polaris Engineered Accessories™.

LOCK & RIDE® PRO-FIT CREW SPORT ROOF - PG 15

LOCK & RIDE® DUAL GUN BOOT MOUNT - PG 35

LOCK & RIDE® PRO-FIT HALF WINDSHIELD - PG 13

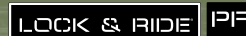


XP 900/XP 570/CREW WINDSHIELDS



There's a Lock & Ride® Pro-Fit™ windshield to meet the needs of every RANGER® owner. These windshields install easily, seal into the cab frame with a 360° gasket and there's no exterior framework, so riders enjoy full visibility.

LOCK & RIDE® PRO-FIT ADVANTAGES



Curved windshields for the best fit and finish

CURVED GLASS

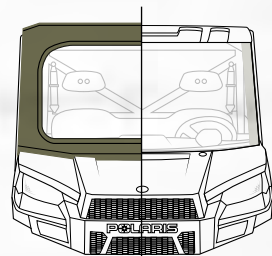
Automotive-style curved glass provides the best fit and finish, improved interior sound dampening and optimized visibility.



Gasket runs the perimeter of windshield for a solid 360° seal

360° GASKET SEAL

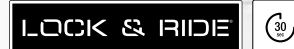
The windshield seals into place with a 360° gasket for reliable protection and comfort.



Other Cabs Lock & Ride® Pro-Fit

IMPROVED VISIBILITY

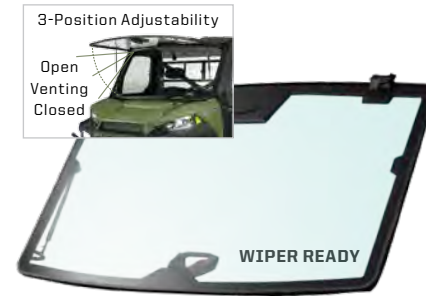
There's no exterior framework on the windshields, so riders enjoy a full, uncompromised field of vision.



REVOLUTIONARY INSTALLATION

Windshields install easily in designated attachment locations and lock securely in place using Lock & Ride® technology.

PREMIUM



LOCK & RIDE® PRO-FIT TIP-OUT GLASS WINDSHIELD

- 3-position adjustability lets riders control the volume of airflow into the cab
- Protective, laminate safety glass
- Provides the highest level of scratch resistance
- Easy bolt-on design: Cab frame has designated mounting locations for the hinges, strikers and shock arms
- Accessory windshield wiper/washer (2879754) can be added (sold separately, see page 77)

» 2879966
XP 900 MY 13-16, CREW 900 MY 14-16, XP 570 MY 15-16, CREW 570-6 MY 15-16, DIESEL MY 15-16, CREW DIESEL MY 15-16

IMPACT RESISTANCE	●●●○○
SCRATCH RESISTANCE	●●●●●
VENTILATION	●●●●●
EASE OF INSTALL	●●●○○



LOCK & RIDE® PRO-FIT FIXED GLASS WINDSHIELD

- Protective, laminate safety glass
- Provides the highest level of scratch resistance
- Easy 4-bolt installation with designated mounting locations in the cab frame
- Accessory windshield wiper/washer (2879754) can be added (sold separately, see page 77)

» 2879269
XP 900 MY 13-16, CREW 900 MY 14-16, XP 570 MY 15-16, CREW 570-6 MY 15-16, DIESEL MY 15-16, CREW DIESEL MY 15-16

IMPACT RESISTANCE	●●●○○
SCRATCH RESISTANCE	●●●●●
VENTILATION	○○○○○
EASE OF INSTALL	●●●○○



LOCK & RIDE® PRO-FIT GLASS WINDSHIELD

- Install or remove in seconds with easy Lock & Ride® quarter-turn handles
- Protective, laminate safety glass
- Provides the highest level of scratch resistance

» 2878854
XP 900 MY 13-16, CREW 900 MY 14-16, XP 570 MY 15-16, CREW 570-6 MY 15-16, DIESEL MY 15-16, CREW DIESEL MY 15-16

IMPACT RESISTANCE	●●●○○
SCRATCH RESISTANCE	●●●●●
VENTILATION	○○○○○
EASE OF INSTALL	●●●●●

VALUE



LOCK & RIDE® PRO-FIT POLY TIP-OUT WINDSHIELD (HARD COAT)

- 3-position adjustability lets riders control the volume of airflow into the cab
- Easy bolt-on design: Cab frame has designated mounting locations for the hinges, strikers and shock arms
- Scratch-resistant hard coating provides additional protection
- Strong, durable, optical-grade, .236" thick polycarbonate provides the ultimate in impact resistance

» 2880091
XP 900 MY 13-16, CREW 900 MY 14-16, XP 570 MY 15-16, CREW 570-6 MY 15-16, DIESEL MY 15-16, CREW DIESEL MY 15-16

IMPACT RESISTANCE	●●●●●
SCRATCH RESISTANCE	●●●●○
VENTILATION	●●●●●
EASE OF INSTALL	●●●○○



LOCK & RIDE® PRO-FIT POLY WINDSHIELD (HARD COAT)

- Install or remove in seconds with easy Lock & Ride® quarter-turn handles
- Scratch-resistant hard coating provides additional protection
- Strong, durable, optical-grade, .236" thick polycarbonate provides the ultimate in impact resistance

» 2879127
XP 900 MY 13-16, CREW 900 MY 14-16, XP 570 MY 15-16, CREW 570-6 MY 15-16, DIESEL MY 15-16, CREW DIESEL MY 15-16


IMPACT RESISTANCE	●●●●●
SCRATCH RESISTANCE	●●●●○
VENTILATION	○○○○○
EASE OF INSTALL	●●●●●

LOCK & RIDE® PRO-FIT POLY WINDSHIELD (GENERAL PURPOSE)

- Install or remove in seconds with easy Lock & Ride® quarter-turn handles
- Strong, durable, optical-grade, .236" thick polycarbonate provides the ultimate in impact resistance
- Delivers an exception value along with reliable protection

» 2879126
XP 900 MY 13-16, CREW 900 MY 14-16, XP 570 MY 15-16, CREW 570-6 MY 15-16, DIESEL MY 15-16, CREW DIESEL MY 15-16

IMPACT RESISTANCE	●●●●●
SCRATCH RESISTANCE	●●●○○
VENTILATION	●●●●●
EASE OF INSTALL	●●●●●



LOCK & RIDE® PRO-FIT HALF WINDSHIELD

- Install or remove in under 10 seconds with easy Lock & Ride® quarter-turn handles
- Provides protection while allowing complete airflow to occupants
- Excellent for high dust/temperature conditions
- Strong, durable, optical-grade, .177" thick polycarbonate provides the ultimate in impact resistance

» 2879135
XP 900 MY 13-16, CREW 900 MY 14-16, XP 570 MY 15-16, CREW 570-6 MY 15-16, DIESEL MY 15-16, CREW DIESEL MY 15-16

IMPACT RESISTANCE	●●●●●
SCRATCH RESISTANCE	●●●●○
VENTILATION	●●●●●
EASE OF INSTALL	●●●●●

XP 900/XP 570/CREW ROOFS PREMIUM

Every *RANGER*® owner will find a Lock & Ride® Pro-Fit™ roof that delivers exactly the protection and noise reduction they need. These roofs install into the contours of the cab frame for a superior seal. Lock & Ride® Pro-Fit™ roofs serve as a cap for all cab components, providing shingle-style coverage over the top of other components to ensure riders enjoy the best comfort and protection.



LOCK & RIDE® PRO-FIT PREMIUM AUDIO ROOF

- Complete all-in-one system with all components integrated under the roof
- Powerful 400-watts of max-power with a 55HZ to 20kHz dynamic range
- Bluetooth® wireless connectivity for today's smartphones
- Overhead audio head unit is within easy reach of driver or passenger
- Features four powerful, full-range 6x9 speakers for premium sound
- Integrated LED interior flood light and two under-roof, sealed storage pods
- USB charging port and auxiliary audio input cable
- Durable, precision engineered molded roof designed to protect from the elements
- Lock & Ride® technology for quick and easy installation and removal
- Available accessory light bar (PN: 2879732) can be installed at front of roof

» 2880538
XP 900 MY 13-16, XP 570 MY 15-16, DIESEL MY 15-16
Light Bar Mount Kit (2879732) required for installing a light bar

STRUCTURE	●●●●○
INTERIOR FINISH	●●●●●
SOUND DAMPENING	●●●●●
EASE OF INSTALL	●●●○



LOCK & RIDE® PRO-FIT PREMIUM ROOF

- Modern styling to match the contours of the latest *RANGER*® models
- Premium protection from the elements with purpose engineered design
- Excellent fit and finish and integrated sound-dampening liner
- Lock & Ride® technology for quick and easy installation and removal
- Includes roof sealing kit for maximum protection from water and dust

» 2878851
XP 900 MY 13-16, XP 570 MY 15-16, DIESEL MY 15-16

STRUCTURE	●●●●○
INTERIOR FINISH	●●●●●
SOUND DAMPENING	●●●●●
EASE OF INSTALL	●●●○



LOCK & RIDE® PRO-FIT CAMO ROOF

- Modern styling to match the contours of the latest *RANGER*® models
- Premium protection from the elements with purpose engineered design
- Excellent fit and finish and integrated sound-dampening liner
- Lock & Ride® technology for quick and easy installation and removal
- Includes roof sealing kit for maximum protection from water and dust

» 2879979
XP 900 MY 13-16, XP 570 MY 15-16, DIESEL MY 15-16

STRUCTURE	●●●●○
INTERIOR FINISH	●●●○
SOUND DAMPENING	●●●○
EASE OF INSTALL	●●●○



LOCK & RIDE® PRO-FIT CREW CAMO ROOF

- Modern styling to match the contours of the latest *RANGER*® Crew models
- Premium protection from the elements with purpose engineered design
- Excellent fit and finish and integrated sound-dampening liner
- Lock & Ride® technology for quick and easy installation and removal
- Includes roof sealing kit for maximum protection from water and dust

» 2880642
CREW 900 MY 14-16, CREW 570-6, CREW DIESEL MY 15-16

STRUCTURE	●●●●○
INTERIOR FINISH	●●●○
SOUND DAMPENING	●●●○
EASE OF INSTALL	●●●○



LOCK & RIDE® PRO-FIT STEEL ROOF

- Stout 12-gauge steel construction
- Powder-coat finish for scratch and corrosion resistance
- Includes interior mounted sound-deadening material for a quieter cab
- Lock & Ride® technology for quick and easy installation and removal
- Overlap design ensures rain is diverted outside other cab components
- Reduces unwanted cab noise by 60% at idle and 40% at 20 mph

» 2879881
XP 900 MY 13-16, XP 570 MY 15-16, DIESEL MY 15-16

STRUCTURE	●●●●○
INTERIOR FINISH	●●●○
SOUND DAMPENING	●●●○
EASE OF INSTALL	●●●○



LOCK & RIDE® PRO-FIT CREW STEEL ROOF

- Stout 12-gauge steel construction
- Powder-coat finish for scratch and corrosion resistance
- Includes interior mounted sound-deadening material for a quieter cab
- Lock & Ride® technology for quick and easy installation and removal
- Overlap design ensures rain is diverted outside other cab components
- Reduces unwanted cab noise by 60% at idle and 40% at 20 mph

» 2880334
CREW 900 MY 14-16, CREW 570-6, CREW DIESEL MY 15-16


STRUCTURE	●●●●○
INTERIOR FINISH	●●●○
SOUND DAMPENING	●●●○
EASE OF INSTALL	●●●○

LOCK & RIDE® PRO-FIT ADVANTAGES



SEALED COVERAGE

Just as roof shingles overlap for seamless coverage, these easy-to-install roofs extend over the tops of all other cab components to create a sealed enclosure.



QUIETER AT IDLE

QUIETER RIDE

Every Lock & Ride® Pro-Fit roof reduces the interior noise level, especially with sound-absorbing liners. Noise levels are up to 60% quieter at idle and 40% quieter at 20 mph.



REVOLUTIONARY INSTALLATION

Lock & Ride® Pro-Fit roofs install directly into mounting points in the *RANGER*® XP 900® and *RANGER*® CREW® 900 cab frame, providing the easiest installation and a sealed fit.

VALUE



LOCK & RIDE® PRO-FIT SPORT ROOF

- Tough injection-molded design resists distortion from the elements
- Integrated rain channels divert water away from cab and occupants
- Designed to match the style of today's latest *RANGER*® vehicles
- Lock & Ride® technology for quick and easy installation and removal
- Optional Roof Sealing Kit (2879289) recommended for cab systems

» 2878849
XP 900 MY 13-16, XP 570 MY 15-16, DIESEL MY 15-16



LOCK & RIDE® PRO-FIT CREW SPORT ROOF

- Tough injection-molded design resists distortion from the elements
- Integrated rain channels divert water away from cab and occupants
- Designed to match the style of today's latest *RANGER*® vehicles
- Lock & Ride® technology for quick and easy installation and removal
- Optional Roof Sealing Kit (2879289) recommended for cab systems

» 2879642
CREW 900 MY 14-16, CREW 570-6, CREW DIESEL MY 15-16



LOCK & RIDE® PRO-FIT CANVAS ROOF

- Premium heavy-duty mold-resistant material with UV inhibitors
- Aluminum center bow provides constant tension to shed water and a finished look
- Heavy-duty cinch-tight buckles provides a quick, snug and secure fit
- Integrates with engineered mounting locations on cab frame

» 2879039
XP 900 MY 13-16, XP 570 MY 15-16, DIESEL MY 15-16



LOCK & RIDE® PRO-FIT CREW CANVAS ROOF

- Premium heavy-duty mold-resistant material with UV inhibitors
- Aluminum center bow provides constant tension to shed water and a finished look
- Heavy-duty cinch-tight buckles provides a quick, snug and secure fit
- Integrates with engineered mounting locations on cab frame

» 2879898
CREW 900 MY 14-16, CREW 570-6, CREW DIESEL MY 15-16

ROOF SEAL KITS (NOT SHOWN)

» 2879289
XP 900 MY 13-16

XP 900/XP 570/CREW REAR PANELS



RANGER® owners will find a Lock & Ride® Pro-Fit™ rear panel that provides protection and comfort for the way they work, hunt or ride. These panels install easily into the vehicle's frame with a 360° gasket seal and the frame-free design provides expanded visibility. Rear panels offer protection, prevent dust swirl and are available with adjustable ventilation.

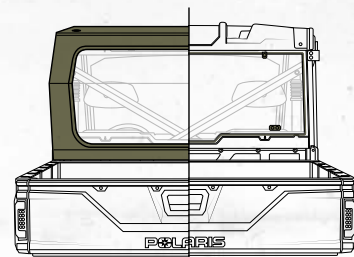
LOCK & RIDE® PRO-FIT ADVANTAGES



Gasket runs the perimeter of the rear panel for a solid 360° seal

360° GASKET SEAL

Rear panels seal into place with a 360° gasket for the most reliable protection and comfort.



Other Cabs Lock & Ride® Pro-Fit

IMPROVED VISIBILITY

In-frame installation eliminates the need for exterior framework, so riders enjoy full, uncompromised rearward visibility.



REVOLUTIONARY INSTALLATION

Rear panels install easily in designated attachment locations and lock securely in place using Lock & Ride® technology.




"I INSTALLED A LOCK & RIDE® REAR PANEL MYSELF, AND THAT THING IS SOLID. IT FITS SO SNUG, IT MIGHT AS WELL BE WELDED IN"

– JOSHUA M., POLARIS® OWNER



PREMIUM



LOCK & RIDE® PRO-FIT SLIDING WINDOW REAR PANEL

- Sliding window provides ventilation, cab comfort and access to cargo in rear box
- Durable tempered glass construction for high level of scratch resistance
- Design eliminates exterior framework to provide greater field of vision
- Install or remove easily in seconds with Lock & Ride® Pro-Fit quarter-turn handles

» 2879015

XP 900 MY 13-16, CREW 900 MY 14-16, DIESEL MY 15-16, CREW DIESEL MY 15-16, XP 570 MY 15-16, CREW 570-6 MY 15-16

IMPACT RESISTANCE	●●●○○
SCRATCH RESISTANCE	●●●●●
VENTILATION	●●●●●
EASE OF INSTALL	●●●●●



LOCK & RIDE® PRO-FIT GLASS REAR PANEL

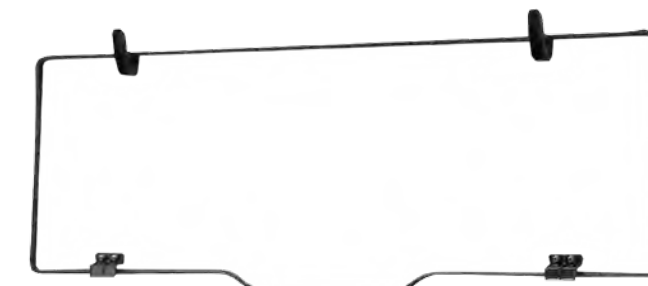
- Durable, tempered laminate glass provides high level of scratch resistance
- Design eliminates exterior framework to provide greater field of vision
- Install or remove easily in seconds with Lock & Ride® Pro-Fit quarter-turn handles

» 2879013

XP 900 MY 13-16, CREW 900 MY 14-16, DIESEL MY 15-16, CREW DIESEL MY 15-16, XP 570 MY 15-16, CREW 570-6 MY 15-16

IMPACT RESISTANCE	●●●○○
SCRATCH RESISTANCE	●●●●●
VENTILATION	○○○○○
EASE OF INSTALL	●●●●●

VALUE



LOCK & RIDE® PRO-FIT POLY REAR PANEL

- Install or remove quickly and easily with Lock & Ride® quarter-turn handles
- Strong, thick polycarbonate provides outstanding impact and scratch resistance
- Installs in contours of cab frame with 360° gasketing for outstanding protection, comfort, fit and finish
- Design eliminates need for exterior framework, resulting in full rearward visibility

» 2879134

XP 900 MY 13-16, CREW 900 MY 14-16, DIESEL MY 15-16, CREW DIESEL MY 15-16, XP 570 MY 15-16, CREW 570-6 MY 15-16

IMPACT RESISTANCE	●●●●●
SCRATCH RESISTANCE	●●●○○
VENTILATION	○○○○○
EASE OF INSTALL	●●●●●



LOCK & RIDE® PRO-FIT CANVAS REAR PANEL

- Premium, heavy-duty, mold-resistant polyester with UV stabilizers and durable, heat-sealed vinyl window for durability and crack resistance
- Heavy-duty cinch-tight buckles for a snug, secure fit
- Panel installs easily into integrated mounting locations—easily removed and stored for greater ventilation
- Tinted finish

» 2879040

XP 900 MY 13-16, CREW 900 MY 14-16, DIESEL MY 15-16, CREW DIESEL MY 15-16, XP 570 MY 15-16, CREW 570-6 MY 15-16

IMPACT RESISTANCE	●●○○○
SCRATCH RESISTANCE	●●●○○
VENTILATION	●●●○○
EASE OF INSTALL	●●●○○

XP 900/XP 570/CREW DOORS PREMIUM

RANGER® owners can optimize the comfort, protection and interior noise levels of their cab by adding doors. There are doors to meet every rider's needs, and they all install easily into the vehicle cab frame. These doors feature reliable hinges and latching hardware, 360° gasket installation, effective sound dampening and, in select doors, adjustable ventilation.



LOCK & RIDE® PRO-FIT CAMO DOORS

- Adjustable pivoting windows provide multiple ventilation options
- Structural web injection-molded shell Polaris Pursuit® Camo finish
- Heavy-duty tube steel frame
- Sound-dampening, washable interior liner
- Polaris Pursuit® Camo finish
- Includes cab sealing kit

» 2879980

XP 900 MY 13-16, CREW 900 MY 14-16, XP 570 MY 15-16, CREW 570-6, DIESEL MY 15-16, CREW DIESEL MY 15-16

VENTILATION	●●●●○
STRUCTURE	●●●●●
INTERIOR FINISH	●●●●●
SOUND DAMPENING	●●●●○



LOCK & RIDE® PRO-FIT POWER WINDOW DOORS

- Power windows
- Strong, thermoplastic outer shell
- Heavy duty tube steel frame
- Interior lining for automotive level fit and finish
- Includes optional sealing kit

» 2880503

XP 900 MY 13-16, XP 570 MY 15-16, DIESEL MY 15-16
2880503 does NOT work with CREW vehicles

VENTILATION	●●●●●
STRUCTURE	●●●●●
INTERIOR FINISH	●●●●●
SOUND DAMPENING	●●●●○



LOCK & RIDE® PRO-FIT HINGED WINDOW DOORS

- Adjustable pivoting windows provide multiple ventilation options
- Structural web injection-molded shell
- Heavy-duty tube steel frame
- Sound-dampening, washable interior liner
- Includes optional sealing kit

» 2881253

XP 900 MY 13-16, CREW 900 MY 14-16, XP 570 MY 15-16, CREW 570-6, DIESEL MY 15-16, CREW DIESEL MY 15-16

VENTILATION	●●●●○
STRUCTURE	●●●●●
INTERIOR FINISH	●●●●●
SOUND DAMPENING	●●●●○



LOCK & RIDE® PRO-FIT FIXED WINDOW DOORS

- Tempered, fixed-position glass window has excellent scratch and abrasion-resistance
- Structural web injection-molded shell
- Heavy duty tube steel frame
- Includes optional sealing kit

» 2879247

XP 900 MY 13-16, CREW 900 MY 14-16, XP 570 MY 15-16, CREW 570-6, DIESEL MY 15-16, CREW DIESEL MY 15-16

VENTILATION	○○○○○
STRUCTURE	●●●●●
INTERIOR FINISH	●●●●○
SOUND DAMPENING	●●●●○



LOCK & RIDE® PRO-FIT CREW POLY REAR DOORS

- Injection-molded poly shells and heavy duty tube steel frames
- Easy installation in designated cab frame mounting locations
- Includes 2 cab sealing kit

» 2879641

CREW 900 MY 14-16, CREW 570-6 MY 15-16, CREW DIESEL MY 15-16

VENTILATION	○○○○○
STRUCTURE	●●●●●
INTERIOR FINISH	●●●●○
SOUND DAMPENING	●●●●○

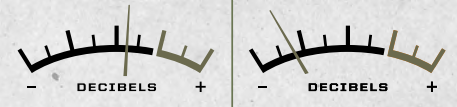
LOCK & RIDE® PRO-FIT ADVANTAGES



Lock & Ride® Pro-Fit Power Window Doors

UNPRECEDENTED VENTILATION OPTIONS

Only Polaris® offers available power windows that provide the ultimate in adjustable ventilation. Automotive-quality controls let you customize airflow into the cab.



QUIETER AT IDLE

SOUND DAMPENING DOOR LINERS

Most Lock & Ride® Pro-Fit doors reduce the interior noise level, especially those with interior sound-absorbing liners: Noise levels are up to 60% quieter at idle and 40% quieter at 20 mph.



REVOLUTIONARY INSTALLATION

Rear panels install easily in designated attachment locations and lock securely in place using Lock & Ride® technology.

VALUE



LOCK & RIDE® PRO-FIT CREW CAMO REAR DOORS

- Injection-molded poly shells and heavy-duty tube steel frames
- Easy installation in designated cab frame mounting locations
- Polaris Pursuit® Camo finish
- Includes cab sealing kit

» 28806412,699.99

CREW 900 MY 14-16, CREW 570-6 MY 15-16, CREW DIESEL MY 15-16

VENTILATION	○○○○○
STRUCTURE	●●●●●
INTERIOR FINISH	●●●●○
SOUND DAMPENING	●●●●●



LOCK & RIDE® PRO-FIT CANVAS DOORS

- Premium, heavy duty 23 oz. polyester features UV stabilizers and mold resistance
- Durable, heat-sealed PVC window for durability and crack resistance
- Powder-coated steel frame provides door with solid structure while gasket design blocks wind and rain
- Zip-down windows for adjustable ventilation
- Easy installation in designated cab frame mounting locations

» 2878853

XP 900 MY 13-16, CREW 900 MY 14-16, XP 570 MY 15-16, CREW 570-6, DIESEL MY 15-16, CREW DIESEL MY 15-16

VENTILATION	●●●●○
STRUCTURE	●●●●○
INTERIOR FINISH	●●●●○
SOUND DAMPENING	●●●●○



LOCK & RIDE® PRO-FIT CREW CANVAS REAR DOORS

- Heavy-duty 23 oz. polyester
- Easy installation in designated cab frame mounting locations
- Includes two doors and mounting hardware

» 2879899

CREW 900 MY 14-16, CREW 570-6 MY 15-16, CREW DIESEL MY 15-16

VENTILATION	●●●●○
STRUCTURE	●●●●○
INTERIOR FINISH	●●●●○
SOUND DAMPENING	●●●●○



LOCK & RIDE® PRO-FIT HALF DOORS

- Durable steel construction
- Steel tube frames for added support
- Slam latch to ensure doors close tightly

» 2879797

XP 900 MY 13-16, XP 570 MY 15-16, DIESEL MY 15-16

VENTILATION	●●●●●
STRUCTURE	●●●●●
INTERIOR FINISH	●●●●○
SOUND DAMPENING	●●●●○

XP 900/XP 570/CREW CAB SYSTEMS PREMIUM



LOCK & RIDE® PRO-FIT

LX CAB SYSTEM THE BEST VENTILATION AND THE MOST PREMIUM FEATURES

LOCK & RIDE® PRO-FIT TIP-OUT GLASS WINDSHIELD (2879847)

LOCK & RIDE® PRO-FIT PREMIUM ROOF (2878851)

LOCK & RIDE® PRO-FIT SLIDING WINDOW REAR PANEL (2879966)

LOCK & RIDE® PRO-FIT POWER WINDOW DOORS (2880503)

- Power Window Doors: A new level of ventilation adjustability and convenience, along with enhanced visibility
- Tip-Out Glass Windshield: Choose from 3 positions – closed, open for airflow or raised completely; wiper ready
- Sliding Window Rear Panel: Provides adjustable ventilation and convenient access to cargo box
- Premium Roof: Styled to coordinate with your RANGER® and lined with sound-dampening material

▶ 2851123

XP 900 MY 13-16, XP 570 MY 15-16, DIESEL MY15-16

CONSTRUCTION	● ● ● ● ●
FINISH	● ● ● ● ●
COMFORT	● ● ● ● ●
EASE OF INSTALL	● ● ● ● ○



LOCK & RIDE® PRO-FIT

SX CAB SYSTEM THE PERFECT BALANCE OF PROTECTION, COMFORT AND QUICK INSTALLATION

LOCK & RIDE® PRO-FIT FIXED GLASS WINDSHIELD (2879269)

LOCK & RIDE® PRO-FIT PREMIUM ROOF (2878851)

LOCK & RIDE® PRO-FIT GLASS REAR PANEL (2879013)

LOCK & RIDE® PRO-FIT HINGED WINDOW DOORS (2881253)

- Roof and Door Premium Interior Liners: Riders experience enhanced comfort and reduced operating noise
- Hinged Window Doors: Lets a rider choose protection or airflow, and enjoy a wide field of vision
- Windshield and Rear Panel Glass Windows: Reliable protection and the best scratch resistance for great visibility
- Installs Quickly: Components install quickly and easily in designated mounting locations in the cab frame and with Lock & Ride® quarter-turn handles

▶ 2851129

XP 900 MY 13-16, XP 570 MY 15-16, DIESEL MY15-16

CONSTRUCTION	● ● ● ● ●
FINISH	● ● ● ● ●
COMFORT	● ● ● ● ○
EASE OF INSTALL	● ● ● ● ○



LOCK & RIDE® PRO-FIT

LX CREW CAB SYSTEM THE ULTIMATE COMFORT AND PROTECTION FOR EVERYONE

PRO-FIT FIXED GLASS WINDSHIELD (2879269)

LOCK & RIDE® PRO-FIT CREW SPORT ROOF (2879642)

LOCK & RIDE® PRO-FIT GLASS REAR PANEL (2879013)

LOCK & RIDE® PRO-FIT HINGED WINDOW DOORS (2881253)

LOCK & RIDE® PRO-FIT CREW POLY REAR DOORS (2879641)

- Premium Interior Door Liners: Riders experience enhanced comfort and reduced operating noise
- Hinged Window Doors: Let a rider choose protection or airflow, and enjoy a wide field of vision
- Glass Rear Panel and Windshield: Reliable protection and the best scratch resistance for optimal visibility, wiper ready
- Installs Quickly: Components install quickly and easily in designated mounting locations in the cab frame and with Lock & Ride® quarter-turn handles

▶ 2851130

CREW 900 MY14-16, CREW 570-6 MY15-16, CREW DIESEL MY15-16

CONSTRUCTION	● ● ● ● ●
FINISH	● ● ● ● ●
COMFORT	● ● ● ● ○
EASE OF INSTALL	● ● ● ● ○

XP 900/XP 570/CREW CAB SYSTEMS VALUE



LOCK & RIDE® PRO-FIT

X CAB SYSTEM THE FASTEST INSTALLATION FOR MAXIMUM VERSATILITY

LOCK & RIDE® PRO-FIT GLASS WINDSHIELD (2878854)

LOCK & RIDE® PRO-FIT SPORT ROOF (2878849) INCLUDES CAB SEAL KIT

LOCK & RIDE® PRO-FIT POLY REAR PANEL (2879134)

LOCK & RIDE® PRO-FIT FIXED WINDOW DOORS (2879247)

- Installs Quickly: Components install quickly and easily in designated mounting locations in the cab frame and with Lock & Ride® quarter-turn handles
- Windshield and Rear Panel Glass Windows: Reliable protection and the best scratch resistance for great visibility
- Fixed Window Doors: Riders enjoy the full visibility and maximum scratch resistance
- Sealed Installation: Components fit together and create a comfortable sealed interior

▶ 2851125

XP 900 MY 13-16, XP 570 MY 15-16, DIESEL MY15-16

CONSTRUCTION	● ● ● ● ●
FINISH	● ● ● ● ○
COMFORT	● ● ● ● ○
EASE OF INSTALL	● ● ● ● ●



LOCK & RIDE® PRO-FIT

S CAB SYSTEM DURABLE CANVAS CONSTRUCTION, ESSENTIAL PROTECTION

LOCK & RIDE® PRO-FIT POLY WINDSHIELD, GENERAL PURPOSE (2879126)

LOCK & RIDE® PRO-FIT CANVAS ROOF (2879039)

LOCK & RIDE® PRO-FIT CANVAS REAR PANEL (2879040)

LOCK & RIDE® PRO-FIT FIXED CANVAS DOORS (2878853)

- Canvas Components: Lightweight, easy to store when removed
- Poly Windshield: Durable, impact resistant, reliable protection that ensures great visibility in all conditions
- Adjustable Door Ventilation: Zip-open windows in the doors let riders control airflow into the cab

▶ 2851126

XP 900 MY 13-16, XP 570 MY 15-16, DIESEL MY15-16

CONSTRUCTION	● ● ● ● ○
FINISH	● ● ● ● ○
COMFORT	● ● ● ● ○
EASE OF INSTALL	● ● ● ● ○



LOCK & RIDE® PRO-FIT

X CREW CAB SYSTEM HEAVY DUTY PROTECTION FOR EVERYONE

LOCK & RIDE® PRO-FIT POLY WINDSHIELD GENERAL PURPOSE (2879126)

LOCK & RIDE® PRO-FIT CREW SPORT ROOF (2879642)

LOCK & RIDE® PRO-FIT POLY REAR PANEL (2879134)

PRO-FIT CANVAS DOORS (2878853)

RANGER® XP 900 CREW CANVAS REAR DOORS (2879899)

- Installs Quickly: Components install quickly and easily in designated mounting locations in the cab frame and with Lock & Ride® quarter-turn handles
- Poly Windshield and rear panel: Durable, impact-resistant, reliable protection that ensures optimal visibility in all conditions
- Fixed Window Doors: Riders enjoy the full visibility and maximum scratch resistance
- Sealed Installation: Components fit together and create a comfortable sealed interior

▶ 2851132

CREW 900 MY14-16, CREW 570-6 MY15-16, CREW DIESEL MY15-16

CONSTRUCTION	● ● ● ● ○
FINISH	● ● ● ● ○
COMFORT	● ● ● ● ○
EASE OF INSTALL	● ● ● ● ●



HEAVY-DUTY PULLING POWER FOR YOUR JOB

DESIGNED FOR POLARIS® VEHICLES

- Integrated mounting locations for a perfect fit
- One number and one price for winch, remote, contactor, mount and wiring

HIGHEST QUALITY MATERIALS

- Steel spools and cut metal gears for greater durability
- Fully-sealed contactor, motor and drive train keep water out
- Corrosion-resistant finish withstands the elements

EXTENSIVE LAB AND FIELD TESTING

- Contactors, controls and winch assemblies tested 10,000+ cycles
- Rigorous performance testing in labs and in the field ensure your winch works when you need it most
- Strength testing ensures superior driveline strength



PRO PRO HEAVY DUTY SERIES

When world-class performance is called for, Polaris® PRO HD winches deliver. These winches combine heavy duty pulling power with premium features like auto-stop technology, synthetic rope for increased durability, aluminum hawse fairlead, and wireless remote control. Look to PRO HD winches for the best of the best.



When your ride leads to extreme conditions, turn to a WARN® winch, built exclusively for Polaris®. These workhorse winches are built with an unrivaled combination of premium components and are backed by the industry-leading WARN® Limited Lifetime warranty.



HD HEAVY DUTY SERIES

The HD line delivers industry-leading quality and durability with best-in-class value – powered by quality features including sealed motors and contactors, a roller fairlead, wired remote control and proven pulling power.

PULL YOUR WEIGHT

No RANGER® is complete without a winch. You'll never run out of uses for your winch. It can remove your own vehicle or another from a sticky situation, move heavy objects out of the way and is an essential part of plow systems. Your only regret about purchasing a Polaris Engineered™ winch will be not getting it sooner.

WINCH USES



Assist another vehicle that finds itself stuck



Allows the vehicle it's attached to remove itself from extremely difficult terrain/conditions



Moving heavy objects such as fallen trees



Essential part of plow system

XP 900/XP 570/CREW WINCHES

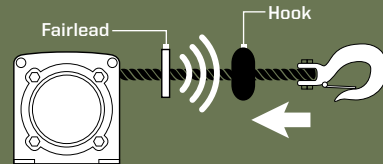


PRO PRO HEAVY DUTY SERIES

PREMIUM FEATURES FOR HEAVY-DUTY PULLING POWER

AUTO-STOP TECHNOLOGY

- Stops winch at end of pull, prevents driveline stress
- Great for plowing, prevents overlifting
- Winch stops when collar on rope contacts fairlead



Winch stops when fairlead detects hook collar.

ALUMINUM FAIRLEAD

- Improves rope life, corrosion resistant

SYNTHETIC ROPE

- Superior flexibility, great strength, lightweight

HD HEAVY DUTY SERIES

HEAVY-DUTY PULLING POWER

- Cut steel gears for improved durability
- Steel spool can handle extreme loads
- 40% quieter – near-silent free spooling
- Sealed motor and drivetrain
- Low-voltage contactor
- Integrated wiring and mount plates ensure perfect fit



WINCHES & PLOWS GO TOGETHER

The muscle to plow. Versatile Polaris® winches can be used to raise and lower plow blades. Choose the winch that meets your pulling and plowing needs. See pages 28–29 for plows.

PRO HD WINCHES

PRO PRO HEAVY DUTY SERIES

6000 L.B. WINCH



POLARIS® PRO HD 6000 LB. WINCH

- 6000 lbs. of pulling capacity
- Auto stop technology - ideal for snow plowing applications
- 50' of 7mm premium high strength synthetic rope
- High quality polished aluminum fairlead
- Wireless remote control - unique code for no interference
- Fully sealed contactor, motor & drivetrain
- 6 gauge wiring maximize current flow
- Low speed gearing for optimized plow control
- Cut metal gears for maximum durability
- Durable corrosion resistant finish
- 1 year warranty

» 2881668

RANGER CREW® 570 FULL-SIZE MY15, RANGER CREW® 570-6 MY16, RANGER CREW® 900 MY14-15, RANGER CREW® 900-5 MY16, RANGER CREW® 900-6 MY16, RANGER CREW® DIESEL MY15-16, RANGER XP® 900 MY13-16, RANGER® XP 570 MY 15-16, RANGER® DIESEL MY14-16

Performance upgrades; synthetic rope, auto stop, wireless remote and plow rope (sold separately)

WIRING KIT REQUIRED FOR INSTALLATION (2879388 for RANGER XP® 900 MY13-16, RANGER® XP 570 MY15, RANGER® DIESEL MY14-16 or 2879685 for RANGER CREW® 570 FULL-SIZE MY15, RANGER CREW® 570-6 MY16, RANGER CREW® 900, MY14-15, RANGER CREW® 900-5 MY16, RANGER CREW® 900-6 MY16, RANGER CREW® DIESEL MY15-16)



PRO PRO HEAVY DUTY SERIES

4500 L.B. WINCH



POLARIS® PRO HD 4500 LB. WINCH

- 4500 lbs. of pulling capacity
- Auto stop technology - ideal for snow plowing applications
- 50' of 6mm premium high strength synthetic rope
- High quality polished aluminum fairlead
- Fully sealed contactor, motor & drivetrain
- 6 gauge wiring maximizes current flow
- Low speed gearing for optimized plow control
- Cut metal gears for maximum durability
- Durable corrosion resistant finish
- Corded remote control with socket
- 1 year warranty

» 2881666

RANGER CREW® 570 FULL-SIZE MY15, RANGER CREW® 570-6 MY16, RANGER CREW® 900 MY14-15, RANGER CREW® 900-5 MY16, RANGER CREW® 900-6 MY16, RANGER CREW® DIESEL MY15-16, RANGER XP® 900 MY13-16, RANGER® XP 570 MY 15-16, RANGER® DIESEL MY14-16

WIRING KIT REQUIRED FOR INSTALLATION (2879388 for RANGER XP® 900 MY13-16, RANGER® XP 570 MY15-16, RANGER® DIESEL MY14-16 or 2879685 for RANGER CREW® 570 MY15, RANGER CREW® 570-6 MY16, RANGER CREW® 900, MY14-15, RANGER CREW® 900-5 MY16, RANGER CREW® 900-6 MY16, RANGER CREW® DIESEL MY15-16)



HD WINCHES

HD HEAVY DUTY SERIES

4500 L.B. WINCH



POLARIS® HD 4500 LB. WINCH (INTEGRATED MOUNT)

- 4500 lbs of pulling capacity
- Integrated design to Polaris® RANGER®
- Fully sealed contactor, motor and drivetrain
- 6 gauge wiring maximizes current flow
- 50' of 7/32" high strength steel cable
- Cut metal gears for maximum durability
- Durable corrosion resistant finish
- Low speed gearing for optimized plow control
- Corded remote control with socket
- 1 year warranty
- Performance upgrades; synthetic rope, auto stop, wireless remote and plow rope (sold separately)

» 2881667

RANGER CREW® 570 FULL-SIZE MY15, RANGER CREW® 570-6 MY16, RANGER CREW® 900 MY14-15, RANGER CREW® 900-5 MY16, RANGER CREW® 900-6 MY16, RANGER CREW® DIESEL MY15-16, RANGER XP® 900 MY13-16, RANGER® XP 570 MY 15-16, RANGER® DIESEL MY14-16

Wiring kit required for installation (2879388 for RANGER XP® 900 MY13-16, RANGER® XP 570 MY 15-16, RANGER® DIESEL MY14-16 or 2879685 for RANGER CREW® 570 FULL-SIZE MY15, RANGER CREW® 570-6 MY16, RANGER CREW® 900, MY14-15, RANGER CREW® 900-5 MY16, RANGER CREW® 900-6 MY16, RANGER CREW® DIESEL MY15-16)

» 2878781

800, HD MY 09-14, 6X6 MY 10-14, 500 EFI MY 09-10, DIESEL MY 11-14, CREW MY 10-14, CREW DIESEL MY 12-14

POLARIS® HD 4500 LB. WINCH (MULTI-MOUNT) (NOT SHOWN)

The convenient multi-mount option allows for front or rear receiver mounting. A handheld remote and aircraft-quality cable allow for safe and secure operation. Requires Front Receiver Hitch Kit (2878846).

» 2879142

XP 900 MY 13-16, RANGER® XP 570 MY 15-16, DIESEL MY 15-16

» 2880096

CREW 900 MY 14-16, CREW 570 FULL-SIZE MY 15, CREW 570-6, CREW DIESEL MY 15-16
Recommended to use a bigger battery (4014132) for XP 570 AND CREW 570-6

» 2878782

800 EFI MY09-14, 400, EV MY10-14, 500 EFI MY 09-10, 500 DIESEL MY11-14, 500 CREW MY10-14, CREW DIESEL MY12-14, 6X6 MY10-14

Requires Multimount CREW Rear Cable Kit (2877978)

Requires Battery Connection Cable (2879388) for 800, HD MY14 and (2879685) for CREW MY14

FRONT RECEIVER HITCH

- Allows you to pull from the front of your RANGER®
- Works with all bumpers

» 2878846

XP 900 MY 13-16, CREW 900 MY 14-16, RANGER® XP 570 MY 15-16, CREW 570 FULL SIZE MY15, CREW 570-6, DIESEL MY15-16, CREW DIESEL MY15-16

WINCH WIRING KIT

REQUIRED FOR POLARIS® PRO HD & POLARIS® HD WINCH INSTALLATION

- Necessary component to connect your accessory busbar to the vehicle battery.
- Wires are cut to the precise length of your vehicle to minimize slack.

» 2879388

RANGER XP® 900 MY13-16, RANGER® XP 570 MY 15-16, RANGER® DIESEL MY14-16

» 2879685

RANGER CREW® 570 FULL-SIZE MY15, RANGER CREW® 570-6 MY16, RANGER CREW® 900, MY14-15, RANGER CREW® 900-5 MY16, RANGER CREW® 900-6 MY16, RANGER CREW® DIESEL MY15-16

WARN® PROVANTAGE WINCHES

WARN

4500 L.B. WINCH



WARN® PROVANTAGE 4500 LB. WINCH

Engineered and built exclusively for Polaris® by WARN® Industries, these winches deliver absolute reliability and the highest performance. Backed by the industry-leading WARN® Limited Lifetime Warranty.

- Manufactured by WARN® Industries, engineered specifically for Polaris® vehicles
- Premium power with 4,500-pounds of pulling capacity
- Full-sealing for maximum water resistance
- Patented roller disc brake for assured holding power
- Industry-leading Limited Lifetime Warranty, 3 year electrical
- Includes all components required for installation

» 2880569

XP 900 MY 13-16, RANGER® XP 570 MY 15-16, DIESEL MY 15-16

» 2880097

CREW 900 MY 14-16, CREW 570 FULL-SIZE MY 15, CREW 570-6, CREW DIESEL MY 15-16

» 2880570

6X6, 800, CREW 800

Recommended to use a bigger battery (4014132) for XP 570 AND CREW 570-6

WINCH ACCESSORIES

SYNTHETIC WINCH ROPE



Eliminate frayed or bound cables by replacing your steel cable with a lightweight, synthetic rope. Always select a rope rating that is appropriately sized for your winch. Required for use with Pro HD Winch Upgrade Kit.

» 2879187 | 4500 Lb. Winch Rope

4500 LB Winch Only

» 2879188 | 6000 Lb. Winch Rope

6000 Lb. Winch Only

POLARIS® PRO HD WINCH UPGRADE KIT



- Automatic winch stop prevents over-winding and frayed cables
- Corrosion-free, polished aluminum hawse fairlead
- Requires use of synthetic cable rope (not included)

» 2879148

POLARIS® WIRELESS WINCH REMOTE



- Allows for remote operation of Polaris® HD winch
- Up to 50-foot range with LED indicator
- Provides for safer operation of winch in retrieval situations
- Direct plug and play operation

» 2879316

POLARIS® WINCHES ONLY

POWER CONTROLLER




- Control your winch directly from the shift knob
- Ideal for plowing; puts plow controls in your shifting hand
- Can be used with any Polaris® winch

» 2879227

» Required with Hydraulic Lift (2879220) and Angle System (2879224)

POSITIVE PUSH

Clearing the driveway just got a lot easier. By combining the power of the hardest working, smoothest riding *RANGER*® with the complete selection of a heavy-duty Glacier® Pro plow systems, you'll make quick work of even the biggest snowfalls.



LOCK & RIDE

QUICK INSTALL


Lock & Ride® technology makes installation as simple as driving up, clipping in the plow system and going on your way. The auto-retracting frame kickstand ensures your plow is at the right height for drive-up attachment or detachment all the time.

IN-CAB CONTROL


Control blade lift and angle without leaving the cab.

FOR A LIFT METHOD, CHOOSE BETWEEN:


Hydraulic Lift



Winch




ADD AN ANGLE SYSTEM:



MODULAR DESIGN

Choose from winch lift or hydraulic lift and angle systems to control your plow.

LIFT & INSTALLATION



18" lift height

Auto-retracting frame kickstand allows for drive-in installation and quick removal

ROBUST FRAME

Polaris Engineered™ reinforced plow frames are constructed of heavy duty steel, giving you a durable system you can rely on.

TALLER BLADES

Multiple 72" blade material options are available with up to a 20" blade height, putting you in control to plow more snow more efficiently than ever before.

GREATER LIFT

Pile snow higher and more effectively with greater lift height. Glacier® PRO plows give you up to an 18" lift height.

LOCK & RIDE® PLOWS

XP 900/XP 570/CREW
Pages 26-29

2 SEAT/4 SEAT
Pages 44-47



XP 900/XP 570/CREW PLOWS



GLACIER® PRO PLOW SYSTEM

DESIGNED FOR EXTREME SNOW REMOVAL

- CONVENIENCE:**
Control blade lift and angle without leaving the cab
- MODULAR DESIGN:**
Choose from winch lift or hydraulic lift and angle systems
- CAPACITY:**
72" x 20" heavy-duty blade for large-scale snow removal




GO COMPLETELY HYDRAULIC
Configure your plow with a hydraulic lift and hydraulic angling system

SHOWN:
FULL-SIZE PLOW SYSTEM WITH
GLACIER® PRO PLOW 72" POLY
BLADE 2879317


LOCK & RIDE

GLACIER® PRO PLOW


- Heavy-duty cast steel frame for maximum durability
- Lock & Ride® for easy blade installation and removal
- 72" W x 20" H heavy-duty blade
- Low-maintenance, self-contained electric over hydraulic cylinders
- Modular design lets you choose: hydraulic or winch lift
- Choice of blade angle control: hydraulic or manual angle
- Lift and angle adjustments can be made from the driver's seat
- Manual angle with shear-pin design protects plow in high-impact contact
- Manual angle adjustment is easily accessible, prevents digging into snow to change angle
- Auto-retracting kickstand folds in as you drive away



FOR A LIFT METHOD, CHOOSE BETWEEN:



ADD AN ANGLE SYSTEM:



5

CONTROL FROM THE COMFORT OF THE CAB

Lift and change the angle of the plow blade with the Power Controller.

Required with Glacier® Pro Hydraulic Angle System and Glacier® Pro Hydraulic Lift System



DEFINE YOUR GLACIER® PRO PLOW SYSTEM

To complete your Polaris® plow system, you will need four components: a mount, a push frame, a lift method and a blade. Use this selection guide to get started.

STEP 1

SELECT A MOUNT

GLACIER® PRO PLOW MOUNT PLATE

- This heavy-duty mount plate installs on a RANGER® 800 and serves as the foundation of the Glacier® PRO Plow System
- The plow frame (sold separately) attaches to this plate whenever the plow is to be used
- » 2879106
XP 900 MY 13-16, CREW 900 MY 14-16, XP 570 MY 15-16, CREW 570 FULL-SIZE MY 15, CREW 570-6, DIESEL MY 15-16, CREW DIESEL MY 15-16
- » 2879105
FULL-SIZE XP 700, XP 800 MY 09-10, 500 EFI MY 09-10, CREW 800 MY 10-14, 6X6 MY 09-14

STEP 4

SELECT A BLADE

GLACIER® PRO PLOW 72" POLY BLADE

- Strong, durable and resilient Polyethylene Plow Blade is corrosion resistant
- Requires plow blade frame for mounting (sold separately)
- Includes the plow blade and metal wear bar
- » 2879317
FITS ALL MODELS WITH GLACIER® PRO PLOW INSTALLED
Use with Skid Shoes (2205223)

GLACIER® PRO PLOW 72" STEEL BLADE

- » 2879874
Use with Skid Shoes (2205223)



66" POLY BLADE
Best for impact absorption.



66" STEEL BLADE
Best for big jobs year after year.

STEP 2

SELECT A PUSH FRAME

GLACIER® PRO PLOW PUSH FRAME

- This heavy-duty push frame serves as the strong and flexible core of the Glacier® PRO Plow System
- This push frame installs on the mount plate (sold separately) installed on the vehicle
- The plow blade (sold separately) attaches to this push frame
- » 2881286
REPLACEMENT SHEAR PIN
» 2204829
Shear pins come stock with the plow push frame
Extra shear pins available for purchase in case of damage

STEP 5

SELECT ACCESSORIES

Tackle even more snow with these optional accessories.

POWER CONTROLLER

- Control your winch directly from the shift knob
- Ideal for plowing; puts plow controls in your shifting hand
- Can be used with any Polaris® winch
- » 2879227
Required with Hydraulic Lift 2879220 and Angle System 2879224

GLACIER® PRO TRACK EXTENSION

- Extension makes it possible to properly mount & use plow on RANGER® XP 900 that is equipped with Prospector Pro® Track System
- Extends beyond front tracks to accommodate plow blade mounting
- Ensures full plow performance
- » 2879871
XP 900 MY 13-16, CREW 900 MY 14-16, XP 570 MY 15-16, CREW 570 FULL-SIZE MY 15, CREW 570-6, DIESEL MY 15-16, CREW DIESEL MY 15-16
Required when tracks are installed

MORE PLOW ACCESSORIES / PAGE 31

STEP 3

CONFIGURE PLOW

Choose from a winch or a hydraulic lift system and add a hydraulic angle system to control the angle of the plow from inside the cab.

SELECT A LIFT METHOD:

- POLARIS® PRO HD 6000 LB. WINCH
- POLARIS® PRO HD 4500 LB. WINCH
- WARN® PROVANTAGE 4500 LB. WINCH
- POLARIS® HD 4500 LB. WINCH

See Pages 24 - 25 for product details

GLACIER® PRO PLOW HYDRAULIC LIFT SYSTEM

This heavy-duty hydraulic lift system provides easy and accurate control of the Glacier® PRO Plow System plow blade lift height. Use it in conjunction with a lift method such as the Polaris PRO HD 4500 lb. Winch.

- Glacier® PRO Power Controller required (sold separately)

» 2879220

XP 900 MY 13-16, CREW 900 MY 14-16, XP 570 MY 15-16, CREW 570 FULL-SIZE MY 15, CREW 570-6, DIESEL MY 15-16, CREW DIESEL MY 15-16 500 MY 09-10, 700 MY 09, 800 MY 10-14, CREW 800 MY 10-14, DIESEL 11-14, CREW DIESEL 12-14
Requires Battery Connection Cable 2879685 for CREW 900 MY 14-15 and CREW 570 MY 15 AND CREW Diesel MY 15
Requires power control 2879227

ADD AN ANGLE SYSTEM:

GLACIER® PRO PLOW HYDRAULIC ANGLE SYSTEM

This heavy-duty hydraulic angle system provides easy control of the plow blade angle in the Glacier® PRO Plow System.

- Glacier® PRO Power Controller required (sold separately)

» 2879224

Requires Power Controller 2879227

Requires Battery Connection Cable 2879685 for CREW 900 MY 13-16 and CREW 570 FULL-SIZE MY 15, CREW 570-6 and CREW Diesel MY 15-16

Requires Battery Connection Kit 2879388 for non-crew vehicles



XP 900/XP 570/CREW PLOWS

GLACIER® II PRO PLOW SYSTEM

LOCK & RIDE



GLACIER® II PLOW

- Lock & Ride® installation: Easy installation/removal of plow blade
- Reinforced frame to withstand the greater demands of utility vehicle plowing
- Designed specifically for the RANGER®, not a generic size like most aftermarket kits
- Choose from several blades for your type of plowing



MAKE YOUR RANGER® THE ULTIMATE WINTER MACHINE



Don't let the cold stop you. Keep warm with a Heated Seat Kit (2879271) and Heated Steering Wheel (2881573). See page 71 for more details.



There aren't many daylight hours during the winter months. Ride into the night with the 35" LED Light Bar (2880527). See page 68 for more details.



For RANGER® Diesel owners, a Diesel Block Heater (2880826) will make sure your ride starts up in even the coldest temperatures. See page 75 for more details.



DEFINE YOUR GLACIER® II PLOW SYSTEM

To complete your Polaris® plow system, you will need four components: a mount, a push frame, a lift method and a blade. Use this selection guide to get started.

STEP 1

SELECT A MOUNT

GLACIER® II PLOW MOUNT

- Easily installed with 6 bolts
- Includes mounting hardware
- » 2879116
- XP 900 MY 13-16, CREW 900 MY 14-16, XP 570 MY 15-16, CREW 570 FULL-SIZE MY 15, CREW 570-6, DIESEL MY 15-16, CREW DIESEL MY 15-16
- Durable steel construction for rugged plowing
- Mounts directly to existing factory frame locations
- Low-profile design ensures maximum vehicle clearance
- Allows for quick attach and detach of Glacier® II Plow System
- Requires Glacier® II Plow Frame, winch, and blade for completion
- » 2878835
- ALL RANGER® FULL-SIZE AND MID-SIZE MY 05-14 EXCEPT XP 900 AND CREW 900
- Design Your Plow Select a Mount also found on Pg 46, 74

STEP 4

SELECT A BLADE

72" COUNTY BLADE

This professional-grade, heavy-duty plow blade has a tapered design to effectively push large loads of snow or dirt to the side.

- Attach or remove blade in seconds without tools using Lock & Ride® technology
- » 2878848

72" GLACIER® II PLOW BLADE

» 2877736



72" COUNTY BLADE
Best for directionally moving large amounts of snow.



72" GLACIER® II PLOW BLADE
Best for moving and piling large amounts of snow.

STEP 2

SELECT A PUSH FRAME


GLACIER® II PLOW FRAME

- Lock & Ride® – easy on/off
- » 2878822
- XP 900 MY 13-16, CREW 900 MY 14-16, XP 570 MY 15-16, CREW 570 FULL-SIZE MY 15, CREW 570-6, DIESEL MY 15-16, CREW DIESEL MY 15-16, RANGER® FULL-SIZE AND MID-SIZE MY 05-14

STEP 5

SELECT ACCESSORIES

Tackle even more snow with these optional accessories.



SNOW DEFLECTOR

- Helps confine snow, boosting plow capacity
- Designed for easy on and off
- » 285541



SKID SHOE

- » 2205223
- WORKS ON 2879874 & 2879317
- » 2877245
- WORKS ON 2878848 & 2877736



PLOW MARKER

- Helps driver monitor plow blade position
- Sold in pairs
- » 2872726



REAR TIRE CHAIN

- Size C, for 25" (63.5 cm) or 26" (66 cm) tires
- » 2877952



COIL SPRING SPACER

- » 2872655



STANDARD WEAR BAR

- » 2204976

HARDENED WEAR BAR (NOT SHOWN)

- » 2879875

XP 900/XP 570/CREW STORAGE & HUNTING



BIG OR SMALL, HAUL IT ALL

Carry more with Lock & Ride® storage for your RANGER®. Whether it's tools, hunting gear or anything else, Polaris' all-new line of quick-installing Lock & Ride® solutions will keep your gear safe and at the ready when you need it.



CARGO BED ENCLOSURE SYSTEM / NEW

- Convertible design offers fully enclosed, partial, tonneau cover or flat configurations
- Quick, easy-on and easy-off fitment with secure Lock & Ride® technology
- Premium fit and finish with styling to match your vehicle.
- Large 44 cubic feet of internal storage capacity
- Durable construction that stores flat

» 2881312

RANGER CREW® 570 FULL-SIZE MY15, RANGER CREW® 570-6 MY16, RANGER CREW® 900 MY14-15, RANGER CREW® 900-5 MY16, RANGER CREW® 900-6 MY16, RANGER CREW® DIESEL MY15-16, RANGER XP® 900 MY13-16, RANGER XP 570 MY 15-16, RANGER® DIESEL MY14-16, RANGER® 570 FULL SIZE

KEEP YOUR COOL

Our new Polaris Northstar™ coolers have the final say when it comes to keeping your food and drinks cold and protected. With thick insulated walls, Polaris Northstar coolers keep ice frozen for days. Additionally, these coolers are certified by the Interagency Grizzly Bear Committee as bear-proof.

Lock & Load

Lock & Ride® Lid for Optional Accessories

30 qt.



Deep Freeze Freezer-Grade Gasket Seal

Thick Skin 2" Thick Insulation Barrier

Rise Above Heat Transfer-Reducing Elevated Feet



POLARIS NORTHSTAR™ COOLER / NEW

- Thick 2-inch insulation barrier delivers premium, long-lasting cooling
- Integrated tie-down cleats enable attachment to any off-road vehicle, boat or truck
- UV resistant polyethylene construction
- Internal tray and dividers allows for dual dry storage solutions
- Available in both 30-quart and 60-quart sizes
- Interagency Grizzly Bear Committee (IGBC) Certified Bear-Resistant

» 2881315 | 30 qt.

ALL RANGER® MODELS

» 2881259 | 60 qt.

ALL RANGER® MODELS



60 qt.

LOCK & RIDE



LOCK & RIDE® XL STORAGE BOX / NEW

- Extra large storage capacity box with lid secured by four rubber clasps
- Designed to mount to several Polaris® RANGER®, Sportsman® and RZR® 900 vehicles
- Includes internal dividers and reversible lid for additional tie-down points
- Use with internal storage bags to organize your gear
- Requires vehicle specific mounting kit
- Dimensions: 37"x16"x21"

» 2881128-070

ALL RANGER® MODELS

Insert up to 3 XL accessory bags in box for additional organized storage



XL SOFT SIDE COOLER / NEW

- Designed to fit inside the Lock & Ride® XL Storage Box (2881128-070)
- Held securely in place by internal Lock & Ride® XL Storage Box one-third divider
- Durable 600 Denier PVC shell and insulated lining keeps items cool and protected
- Shoulder strap and convenient zipper top allows for standalone use

» 2881428



XL TRAIL BAG / NEW

- Delivers convenient and easily accessible storage solutions
- High-strength 600 Denier PVC outer shell features multiple zipper access options
- Designed to fit inside the Lock & Ride® XL Storage Box (2881128-070) or standalone
- Held securely in place by internal Lock & Ride® XL Storage Box one-third divider


» 2881130



XL TOOL BAG / NEW

- Semi-rigid design provides strength and shape for larger items
- Large zipper access and multiple pocket storage in one bag
- Designed to fit inside the Lock & Ride® XL Storage Box (2881128-070) or standalone
- Held securely in place by internal Lock & Ride® XL Storage Box one-third divider

» 2881129



LOCK & RIDE® CARGO BOX

- Keeps tools safe and secure
- Lock & Ride®: Install/remove in seconds
- Oversized hinged lid provides full, easy access to cargo
- Durable polyethylene construction
- Sold individually; full-size RANGER® bed allows for up to 4 Cargo Boxes

» 2879230

XP 900 MY 13-16, CREW 900 MY 14-16, XP 570 MY 15-16, CREW 570 FULL-SIZE MY 15, CREW 570-6, DIESEL MY 15-16, CREW DIESEL MY 15-16, 570 FULL SIZE MY 16



FRONT HOOD STORAGE RACK / NEW

- Ideal for several cargo carry applications including hunting, farming and job site
- Heavy gauge steel design securely attaches to vehicle for rattle free performance
- Provides front of vehicle protection from branches
- Features secure location to mount an accessory light bar

» 2881459

RANGER CREW® 570 FULL-SIZE MY15, RANGER CREW® 570-6 MY16, RANGER CREW® 900 MY14-15, RANGER CREW® 900-5 MY16, RANGER CREW® 900-6 MY16, RANGER CREW® DIESEL MY15-16, RANGER XP® 900 MY13-16, RANGER XP 570 MY 15-16, RANGER® DIESEL MY14-16, RANGER® 570 FULL SIZE MY16



RIDE & REPAIR ESSENTIALS KIT / NEW

- 12-volt DC portable air compressor
- Tire repair kit with 6 plugs
- Basic first-aid kit with bandages, scissors, safety pins and more
- 12-volt jumper cables
- Duct tape - 300mm x 1 roll
- Zip ties - 150mm length
- Electrical tape
- Ratchet strap - 50mm
- Microfiber cloth
- Carry bag

» 2881207

» ALL RANGER® MODELS

XP 900/XP 570/CREW STORAGE & HUNTING *CONTINUED*



LOCK & RIDE

Rack Tips Down to Versatile Bed Rack

LOCK & RIDE® TIP DOWN HEADACHE RACK / *NEW*

- No drilling required. Quick and easy Lock & Ride® attachment technology
- Robust design ensures rattle free performance and long life
- Tip-Down feature converts rear cab protection to versatile bed rack
- Designed to accept multiple accessories including cooler, storage box, and more

» 2881531

RANGER CREW® 570 FULL-SIZE MY15, RANGER CREW® 570-6 MY16, RANGER CREW® 900 MY14-15, RANGER CREW® 900-5 MY16, RANGER CREW® 900-6 MY16, RANGER CREW® DIESEL MY15-16, RANGER XP® 900 MY13-16, RANGER XP® 570 MY 15-16, RANGER® DIESEL MY14-16, RANGER® 570 FULL SIZE MY16



LOCK & RIDE

LOCK & RIDE® BED RACK / *NEW*

- Durable metal rack mounts to vehicle using Lock & Ride® technology
- Cargo retention bar on front and back prevents gear from shifting
- Multi-level storage options
- Multiple fastening points for bungee cords and tie downs

» 2879884

RANGER CREW® 570 FULL-SIZE MY15, RANGER CREW® 570-6 MY16, RANGER CREW® 900 MY14-15, RANGER CREW® 900-5 MY16, RANGER CREW® 900-6 MY16, RANGER CREW® DIESEL MY15-16, RANGER XP® 900 MY13-16, RANGER XP® 570 MY 15-16, RANGER® DIESEL MY14-16, RANGER® 570 FULL SIZE MY16



LOCK & RIDE

LOCK & RIDE® TOOL RACK / *NEW*

- Heavy-gauge construction results in a secure, rattle-free mount
- Accepts multiple tool sizes and handle designs with room for up to 5 tools
- Simple Lock & Ride® technology allows for multiple mounting locations
- Powder coated finish for scratch and corrosion resistance
- Integrated drain holes to alleviate water and moisture

» 2881533

RANGER CREW® 570 FULL SIZE MY 15, RANGER CREW® 570-6 MY16, RANGER CREW® 900 MY14-15, RANGER CREW® 900-5 MY16, RANGER CREW® 900-6 MY16, RANGER CREW® DIESEL MY15-16, RANGER XP® 900 MY13-16, RANGER® 570 FULL-SIZE MY15, RANGER® DIESEL MY14-16, RANGER® 570 FULL SIZE MY16



LOCK & RIDE

LOCK & RIDE® BED EXTENDER/DIVIDER

- Versatile use to extend or divide the cargo box
- Lock & Ride®: Install/Remove in seconds
- Installs in any location in the box
- Multiple tie-down points available to secure cargo

» 2879117

XP 900 MY 13-16, CREW 900 MY 14-16, XP 570 MY 15-16, CREW 570 FULL-SIZE MY15, CREW 570-6, DIESEL MY 15-16, CREW DIESEL MY 15-16, 570 FULL SIZE MY 16



LOCK & RIDE

LOCK & RIDE® BED RAILS / *NEW*

- Heavy-duty steel construction with a rugged powder-coat finish
- Simple Lock & Ride® technology for no drill, easy installation
- Features several additional tie-down points for load securing options
- Adds style and side box protection

» 2881532

RANGER CREW® 570 FULL SIZE MY 15, RANGER CREW® 570-6 MY16, RANGER CREW® 900 MY14-15, RANGER CREW® 900-5 MY16, RANGER CREW® 900-6 MY16, RANGER CREW® DIESEL MY15-16, RANGER XP® 900 MY13-16, RANGER® 570 FULL-SIZE MY15, RANGER® DIESEL MY14-16, RANGER® 570 FULL SIZE MY16



CARGO BED MAT / *NEW*

- Simple installation that can be easily removed for cleaning
- Constructed from a durable, heavy gauge rubber that remains flexible in the cold
- Soft durometer compound keeps cargo from sliding
- Precision cut design for a perfect no-fastener installation

» 2881484

RANGER CREW® 570 FULL SIZE MY 15, RANGER CREW® 570-6 MY16, RANGER CREW® 900 MY14-15, RANGER CREW® 900-5 MY16, RANGER CREW® 900-6 MY16, RANGER CREW® DIESEL MY15-16, RANGER XP® 900 MY13-16, RANGER® 570 FULL-SIZE MY15, RANGER® DIESEL MY14-16, RANGER® 570 FULL SIZE MY16



LOCK & RIDE

LOCK & RIDE® CHAINSAW MOUNT

- Lock & Ride®: Installs quickly and easily
- Secures chainsaw to the outside bed wall
- Maximizes bed space for other cargo

» 2879354

ALL RANGER® MODELS



LOCK & RIDE

LOCK & RIDE® IN-CAB GUN MOUNT / *NEW*

- Secure floor mounted design can accommodate two shotguns or scoped rifles
- Features adjustable height and 45-degree forward angle direction
- Heavy-duty molded butt mount securely holds guns in place
- Molded V-shaped blocks and rubber straps secure gun barrels
- Base storage pockets provide a place for hunting accessories

» 2881537

RANGER® FULL-SIZE AND 2 SEAT / 4 SEAT
Available in Q4 2015




LOCK & RIDE

LOCK & RIDE® DUAL GUN BOOT MOUNT II

- Lock & Ride®: Installs quickly and easily
- Securely holds 2 gun boots (sold separately)
- Tubular metal crossbar for strength and durability
- Durable black wrinkle finish with a rust-resistant powder coat
- Mounted high to accommodate dog kennels and other cargo (not included)

» 2877036

RANGER CREW® 570 FULL SIZE MY 15, RANGER CREW® 570-6 MY16, RANGER CREW® 900 MY14-15, RANGER CREW® 900-5 MY16, RANGER CREW® 900-6 MY16, RANGER CREW® DIESEL MY15-16, RANGER XP® 900 MY13-16, RANGER XP® 570 MY 15-16, RANGER® DIESEL MY14-16, RANGER® 570 FULL SIZE MY16



LOCK & RIDE

LOCK & RIDE® DUAL GUN BOOT MOUNT

- Lock & Ride®: Installs quickly and easily
- Securely holds 2 gun boots (sold separately)
- Attaches to top of cargo box
- Durable black wrinkle finish with a rust-resistant powder coat

» 2876148-458

RANGER CREW® 570 FULL SIZE MY 15, RANGER CREW® 570-6 MY16, RANGER CREW® 900 MY14-15, RANGER CREW® 900-5 MY16, RANGER CREW® 900-6 MY16, RANGER CREW® DIESEL MY15-16, RANGER XP® 900 MY13-16, RANGER XP® 570 MY 15-16, RANGER® DIESEL MY14-16, RANGER® 570 FULL SIZE MY16



SINGLE GUN BOOT MOUNT / *NEW*

- Single gun mount is constructed from rugged, black powder-coated steel
- Mounts using easy-on/easy-off Lock & Ride® plungers
- Requires Polaris Gun Boot (2872677 or 2872677-419)

» 2881049

RANGER CREW® 570 FULL SIZE MY 15, RANGER CREW® 570-6 MY16, RANGER CREW® 900 MY14-15, RANGER CREW® 900-5 MY16, RANGER CREW® 900-6 MY16, RANGER CREW® DIESEL MY15-16, RANGER XP® 900 MY13-16, RANGER XP® 570 MY 15-16, RANGER® DIESEL MY14-16, RANGER® 570 FULL SIZE MY16



Polaris® is proud to partner with Kolpin® Powersports. An industry leader in off-road accessories, Kolpin® is the premier name in gun boots and mounts. Our featured Kolpin® accessories are made exclusively for Polaris®, and are designed to fit and work perfectly with your off-road vehicle.



POLARIS GUN BOOT BY KOLPIN®

- Securely protects and holds firearm
- Works with shotgun or rifle
- Padded interior, dust-proof, water-resistant

» 2872677 | BLACK

ALL RANGER® MODELS

» 2872677-419 | MOSSY OAK® BREAK-UP®

ALL RANGER® MODELS



RATCHETING RHINO GRIPS XL BY KOLPIN® / *NEW*

- Securely transport tools or firearms with these rugged and easy to use grips
- The sure grip design ensures your cargo won't slip or work free in rugged terrain
- Premium ratcheting design securely conforms to a variety of cargo, ensuring secure storage
- Requires minimal space and attaches using Lock & Ride® technology

» 2881575

ALL RANGER® MODELS



RHINO GRIPS XL BY KOLPIN® / *NEW*

- Securely transport tools or firearms with these rugged and easy to use grips
- The sure grip design ensures your cargo won't slip or work free in rugged terrain
- Rubber straps adjust to a variety of cargo sizes
- Attaches to cargo bed using Lock & Ride® technology

» 2881574

ALL RANGER® MODELS

RUBBER STRAPS BY KOLPIN® / *NEW*

- Replacement rubber straps designed to fit all Kolpin® grips (Sold as a pair)

» 2881621

KOLPIN® RATCHETING RHINO GRIPS

XP 900/XP 570/CREW BUMPERS & GUARDS



The best way to protect your *RANGER*® is with super-tough Polaris® bumpers and guards. They're engineered for easy, secure installation and protect lights, bodywork and suspensions.



EXTREME BRUSHGUARDS

- Durable matte black finish, aggressive styling
- Integrated mounting holes for easy installation of lights
- Provide vehicle with reliable protection on and off the trail

» 2879201 | FRONT BRUSHGUARD

XP 900 MY 13-16, CREW 900 MY 14-16, XP 570 MY 15-16, RANGER CREW® 570 FULL SIZE MY 15, RANGER CREW® 570-6 MY16, DIESEL MY 15-16, CREW DIESEL MY 15-16

» 2878842 | REAR BRUSHGUARD

XP 900 MY 13-16, CREW 900 MY 14-16, XP 570 MY 15-16, RANGER CREW® 570 FULL SIZE MY 15, RANGER CREW® 570-6 MY16, DIESEL MY 15-16, CREW DIESEL MY 15-16



STANDARD BRUSHGUARDS

- Durable matte black finish, rugged styling
- Integrated mounting holes for easy installation of lights
- Protects grille with extra-wide vertical bars
- Provide vehicle with reliable protection on and off the trail

» 2878839 | FRONT BRUSHGUARD

XP 900 MY 13-16, CREW 900 MY 14-16, XP 570 MY 15-16, RANGER CREW® 570 FULL SIZE MY 15, RANGER CREW® 570-6 MY16, DIESEL MY 15-16, CREW DIESEL MY 15-16

» 2878840 | REAR BRUSHGUARD

XP 900 MY 13-16, CREW 900 MY 14-16, XP 570 MY 15-16, RANGER CREW® 570 FULL SIZE MY 15, RANGER CREW® 570-6 MY16, DIESEL MY 15-16, CREW DIESEL MY 15-16



HMW A-ARM GUARDS

- Strong, durable, lightweight HMW (high-molecular weight) polyethylene construction helps protect against off-road impacts
- Molded specifically for the *RANGER*® front suspension for proper installation, a sure fit & low-profile presence
- Easy bolt-on design with mounting hardware included

» 2880553 | FRONT

XP 900 MY 13-16, CREW 900 MY 14-16, XP 570 MY 15-16, RANGER CREW® 570 FULL SIZE MY 15, RANGER CREW® 570-6 MY16, DIESEL MY 15-16, CREW DIESEL MY 15-16

» 2880554 | REAR

XP 900 MY 13-16, CREW 900 MY 14-16, XP 570 MY 15-16, RANGER CREW® 570 FULL SIZE MY 15, RANGER CREW® 570-6 MY16, DIESEL MY 15-16, CREW DIESEL MY 15-16



A-ARM GUARDS

- Provide additional protection to shafts and A-arms
- Strong, durable stamped aluminum construction
- Easy bolt-on design with mounting hardware included

» 2878844 | FRONT

XP 900 MY 13-16, CREW 900 MY 14-16, XP 570 MY 15-16, RANGER CREW® 570 FULL SIZE MY 15, RANGER CREW® 570-6 MY16, DIESEL MY 15-16, CREW DIESEL MY 15-16

» 2878845 | REAR

XP 900 MY 13-16, CREW 900 MY 14-16, XP 570 MY 15-16, RANGER CREW® 570 FULL SIZE MY 15, RANGER CREW® 570-6 MY16, DIESEL MY 15-16, CREW DIESEL MY 15-16

2878844 and 2878845 do not fit 2014 or 2015 *RANGER*® XP 900 without modification



XP 900 NERF BARS

- Durable, stamped plate steel construction
- Provides additional protection to side of vehicle
- Integrated boot scraper helps keep interior clean
- Durable black wrinkle powder-coated finish
- Integrated mounting locations for easy installation

» 2878843

XP 900 MY 13-16, XP 570 MY 15-16, DIESEL MY 15-16



CREW 900 NERF BARS

- Durable, stamped plate steel construction
- Provides additional protection to side of vehicle
- Integrated boot scraper helps keep interior clean
- Durable black wrinkle powder-coated finish
- Integrated mounting locations for easy installation

» 2879622

CREW 900 MY 14-16, RANGER CREW® 570 FULL SIZE MY 15, RANGER CREW® 570-6 MY16, CREW DIESEL MY 15-16



UNDER BOX MUD GUARD/FENDER FLARE

- Extends over rear tires to block spray and debris kicked up by tires
- Guards keep the underside of the vehicle cleaner

» 2880552

XP 900 MY 13-16, CREW 900 MY 14-16, XP 570 MY 15-16, RANGER CREW® 570 FULL SIZE MY 15, RANGER CREW® 570-6 MY16, DIESEL MY 15-16, CREW DIESEL MY 15-16



HMW SKID PLATE

- Strong, 3/4" thick lightweight HMW (high-molecular weight) polyethylene construction withstands off-road impacts, protecting vehicle components
- Molded specifically for the *RANGER*® XP 900 for easy installation & a secure fit
- Bolts quickly & easily into designated, integrated installation locations
- Mounting hardware included

» 2879686

XP 900 MY 13-16, XP 570 MY 15-16, DIESEL MY 15-16

RANGER® 570 FULL-SIZE / NEW



GET IT DONE

The all-new *RANGER*® 570 Full-Size keeps things simple. This economical workhorse puts an emphasis on what matters most: a powerful and reliable ProStar engine, a comfortable ride and a relentless drive to work, work and work some more. Pound for pound, the *RANGER*® 570 Full-Size is one of the toughest utility vehicles around. Finish all your work with a full line of accessories for your *RANGER*® 570 Full-Size, the newest member of the hardest working, smoothest riding *RANGER*® family.



BUILD YOUR CAB

CANVAS ROOF/REAR PANEL

- Constructed from premium, mold-resistant polyester with UV stabilizers
- Durable, heat-sealed vinyl window for crack resistance
- Heavy-duty cinch-tight buckles for a snug, secure fit
- Installs easily into existing Lock & Ride® Pro-Fit chassis frame mounting locations
- Easily removed and convenient to store
- Tinted finish to compliment factory *RANGER*® finish

» 2876961-067
RANGER® 570 FULL SIZE MY16

ADD A WINDSHIELD

POLY WINDSHIELD (HARD COAT)

- Optical-grade, .236"-thick polycarbonate for outstanding protection and visibility
- Scratch-resistant hard coating for enhanced durability
- Protects riders from wind, rain, vehicle spray, off-road hazards & more
- Features minimal perimeter framework for full visibility

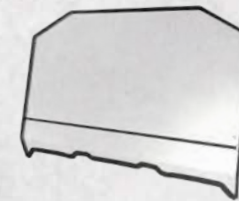
» 2879489
RANGER® 570 FULL SIZE MY16

ADD DOORS

RANGER® CANVAS DOORS

- Constructed from premium, mold-resistant polyester with UV stabilizers
- Durable, heat-sealed vinyl window for crack resistance
- Powder-coated steel frame for a secure fit
- Zip down windows for adjustable ventilation

» 2876962-067
RANGER® 570 FULL SIZE MY16



POLY WINDSHIELD (GENERAL PURPOSE)

- Optical-grade, .236"-thick polycarbonate for outstanding protection and visibility
- Protects riders from wind, rain, vehicle spray, off-road hazards & more
- Features minimal perimeter framework for full visibility

» 2876958
RANGER® 570 FULL SIZE MY16



LOCK & RIDE® PRO-FIT HALF WINDSHIELD

- Durable, optical-grade .177" thick polycarbonate for impact resistance
- Deflects wind, rain, vehicle spray and hazards over occupants
- Half-height design delivers improved air flow for hot/dusty conditions
- Retains sporty, rugged look
- Installs quickly and easily with Lock & Ride® technology

» 2878756
RANGER® 570 FULL SIZE MY16



BIMINI SOFT TOP

- Tight-fitting canvas soft top with easy on/off design
- Lightweight 600 denier, solution-dyed polyester construction

» 2876963-067
RANGER® 570 FULL SIZE MY16



SPORT ROOF

- Lightweight, rugged polyethylene construction
- Offers protection from sun and rain

» 2877946
RANGER® 570 FULL SIZE MY16



POLY REAR PANEL

- Constructed from thick, impact resistant polycarbonate
- Scratch resistant for years of clear vision
- Delivers protection from the elements and a quieter ride
- Contoured design eliminates perimeter framework for full rearward visibility

» 2878165
RANGER® 570 FULL SIZE MY16



BRUSHGUARDS / NEW

- Provides frontal impact resistance and headlight protection
- Durable, scratch-resistant black powder-coated finish
- Integrated styling compliments the sharp lines of the *RANGER*®
- Can be used with accessory winch or plow system
- Does not interfere with rear cargo drop gate

» FRONT BRUSHGUARD | 2881662
RANGER® 570 FULL SIZE
Available in October 2015

» REAR BRUSHGUARD | 2881661
RANGER® 570 FULL SIZE
Available in October 2015

SEE PAGE 32-35 FOR STORAGE OPTIONS



YOUR UTILITY VEHICLE FOR EVERY OCCASION

Put it to work on your property, or haul your hunting gear to your tree stand. However you decide to use your 2 or 4 seat *RANGER*®, there's a complete line of Polaris Engineered Accessories™ to satisfy your needs.

LOCK & RIDE® PRO-FIT CREW SPORT ROOF - PG 45

LOCK & RIDE® CARGO BOX - PG 57

STANDARD REAR BRUSHGUARD - PG 59



2 SEAT / 4 SEAT WINDSHIELDS



There's a Lock & Ride® Pro-Fit™ windshield to meet the needs of every RANGER® owner. These windshields install easily, seal into the cab frame with a 360° gasket and there's no exterior framework, so riders enjoy full visibility.


LOCK & RIDE® PRO-FIT ADVANTAGES



Curved windshields for the best fit and finish

CURVED GLASS

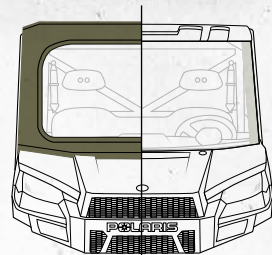
Automotive-style curved glass provides the best fit and finish, improved interior sound dampening and optimized visibility.



Gasket runs the perimeter of windshield for a solid 360° seal

360° GASKET SEAL

The windshield seals into place with a 360° gasket for reliable protection and comfort.



Other Cabs Lock & Ride® Pro-Fit

IMPROVED VISIBILITY

There's no exterior framework on the windshields, so riders enjoy a full, uncompromised field of vision.



REVOLUTIONARY INSTALLATION

Windshields install easily in designated attachment locations and lock securely in place using Lock & Ride® technology.



"WHILE DEVELOPING CABS FOR RANGER®, WE LOOKED AT THE COMPLICATED PROCESS TO REPLACE A WINDSHIELD IN OTHER OFF-ROAD VEHICLES. WE KNEW WE HAD TO SIMPLIFY IT"

— CLINT J., POLARIS® DESIGNER



PREMIUM



LOCK & RIDE® PRO-FIT TIP-OUT GLASS WINDSHIELD

- Shatterproof, scratch-resistant, optical-grade laminate safety glass offers the best rider protection & visibility
- Protects riders from wind, rain, vehicle spray, off-road hazards & more
- Windshield has minimal perimeter framework for full visibility
- Strong hydraulic arms hold windshield securely in place when open
- Windshield installs quickly & easily with Lock & Ride® technology

» 2880442

570 MY 15-16, CREW 570 MY 15-16, ETX MY 15-16, EV MY 15-16, EV LI-ION MY 16

IMPACT RESISTANCE	● ● ● ● ○
SCRATCH RESISTANCE	● ● ● ● ●
VENTILATION	● ● ● ● ●
EASE OF INSTALL	10 MIN



LOCK & RIDE® PRO-FIT FIXED GLASS WINDSHIELD

- Shatterproof, scratch-resistant, optical-grade laminate safety glass offers the best rider protection & visibility
- Protects riders from wind, rain, vehicle spray, off-road hazards & more
- Windshield has minimal perimeter framework for full visibility
- Windshield installs quickly & easily with Lock & Ride® technology

» 2879958

570 MY 15-16, CREW 570 MY 15-16, ETX MY 15-16, EV MY 15-16, EV LI-ION MY 16

IMPACT RESISTANCE	● ● ● ● ○
SCRATCH RESISTANCE	● ● ● ● ●
VENTILATION	N/A
EASE OF INSTALL	5 MIN



RANGER® LOCK & RIDE® PRO-FIT POLY TIP OUT WINDSHIELD

- Optical-grade, .236"-thick polycarbonate for outstanding protection and visibility
- Scratch-resistant hard coating for enhanced durability
- Protects riders from wind, rain, vehicle spray, off-road hazards & more
- Features minimal perimeter framework for full visibility
- Strong hydraulic arms hold windshield securely in place when open
- Installs quickly & easily with Lock & Ride® technology

» 2879959

RANGER CREW® 570 MY15-16, RANGER CREW® 570 EPS MY15, RANGER® XP 570 MY 15-16, RANGER® ETX MY15-16

IMPACT RESISTANCE	● ● ● ● ○
SCRATCH RESISTANCE	● ● ● ● ●
VENTILATION	● ● ● ● ●
EASE OF INSTALL	10 MIN

VALUE



LOCK & RIDE® PRO-FIT POLY WINDSHIELD (HARD COAT)

- Installs quickly & easily with Lock & Ride® technology
- Durable, optical-grade, .236"-thick polycarbonate offers outstanding rider protection & visibility
- Windshield has scratch-resistant hard coating on both sides for enhanced durability
- Protects riders from wind, rain, vehicle spray, off-road hazards & more
- Windshield has minimal perimeter framework for full visibility

» 2880204

570 MY 15-16, CREW 570 MY 15-16, ETX MY 15-16, EV MY 15-16, EV LI-ION MY 16

IMPACT RESISTANCE	● ● ● ● ●
SCRATCH RESISTANCE	● ● ● ● ○
VENTILATION	N/A
EASE OF INSTALL	60 SEC



LOCK & RIDE® PRO-FIT POLY WINDSHIELD (GENERAL PURPOSE)

- Installs quickly & easily with Lock & Ride® technology
- Durable, optical-grade, .236"-thick polycarbonate offers outstanding rider protection & visibility
- Protects riders from wind, rain, vehicle spray, off-road hazards & more
- Minimal perimeter framework for full visibility

» 2879960

570 MY 15-16, CREW 570 MY 15-16, ETX MY 15-16, EV MY 15-16, EV LI-ION MY 16

IMPACT RESISTANCE	● ● ● ● ●
SCRATCH RESISTANCE	● ● ● ● ○
VENTILATION	● ● ● ● ●
EASE OF INSTALL	60 SEC



LOCK & RIDE® PRO-FIT HALF WINDSHIELD

- Lock & Ride® technology: Installs quickly & easily without tools
- Strong, durable polycarbonate half windshield delivers a combination of protection & airflow into the cab
- Offers protection from rain, sleet, spray & off-road hazards while maintaining airflow

» 2879961

570 MY 15-16, CREW 570 MY 15-16, ETX MY 15-16, EV MY 15-16, EV LI-ION MY 16

IMPACT RESISTANCE	● ● ● ● ●
SCRATCH RESISTANCE	● ● ● ● ○
VENTILATION	● ● ● ● ●
EASE OF INSTALL	45 SEC

2 SEAT / 4 SEAT ROOFS




Every **RANGER**® owner will find a Lock & Ride® Pro-Fit™ roof that delivers exactly the protection and noise reduction they need. These roofs install into the contours of the cab frame for a superior seal. Lock & Ride® Pro-Fit™ roofs serve as a cap for all cab components, providing shingle-style coverage over the top of other components to ensure riders enjoy the best comfort and protection.

LOCK & RIDE® PRO-FIT ADVANTAGES



SEALED COVERAGE

Just as roof shingles overlap for seamless coverage, these easy-to-install roofs extend over the tops of all other cab components to create a sealed enclosure.



QUIETER RIDE

Every Lock & Ride® Pro-Fit roof reduces the interior noise level, especially with sound-absorbing liners. Noise levels are up to 60% quieter at idle and 40% quieter at 20 mph.



REVOLUTIONARY INSTALLATION™

Lock & Ride® Pro-Fit roofs install directly into mounting points in the **RANGER**® 570 Mid-Size and **RANGER**® CREW 570 Mid-Size cab frame, providing the easiest installation and a sealed fit.



"THE LOCK & RIDE SYSTEM IS GREAT. I INSTALLED THE ROOF ON MY RANGER®, AND IT TOOK FIVE MINUTES FROM START TO FINISH."
— SAM C., POLARIS OWNER



PREMIUM



LOCK & RIDE® PRO-FIT STEEL ROOF

- Strong, durable steel roof provides the ultimate in rider protection
- One-piece roof installs easily, bolting into designated mounting locations on vehicle frame
- Roof provides dependable protection & no-leak performance
- Interior fabric liner provides sound reduction

» 2879954

570 MY 15-16, ETX MY 15-16, EV MY 15-16, EV LI-ION MY 16

STRUCTURE	● ● ● ● ●
INTERIOR FINISH	● ● ● ● ○
SOUND DAMPENING	● ● ● ● ○
EASE OF INSTALL	5 MIN



LOCK & RIDE® PRO-FIT CREW STEEL ROOF

- Strong, durable steel roof provides the ultimate in rider protection
- Two-piece roof installs easily, bolting into designated mounting locations on vehicle frame
- Roof panels seal together for dependable protection & no-leak performance

» 2879955

CREW 570 MY 15-16

STRUCTURE	● ● ● ● ●
INTERIOR FINISH	● ● ● ● ○
SOUND DAMPENING	● ● ● ● ○
EASE OF INSTALL	5 MIN



LOCK & RIDE® PRO-FIT CAMO ROOF

- Strong, durable injection-molded roof with Polaris Pursuit® Camo pattern provides shade, superior overhead protection & effective visual camouflage in woods settings
- Roof attaches to vehicle frame in designated mounting positions
- Roof can be installed in minutes using provided mounting hardware, & removed as quickly

» 2880634

570 MY 15-16, ETX MY 15-16, EV MY 15-16, EV LI-ION MY 16

STRUCTURE	● ● ● ● ●
INTERIOR FINISH	● ● ● ● ○
SOUND DAMPENING	● ● ● ● ○
EASE OF INSTALL	30 SEC



LOCK & RIDE® PRO-FIT CREW CAMO ROOF

- Strong, durable injection-molded roof with Polaris Pursuit® Camo pattern provides shade, superior overhead protection & effective visual camouflage in woods settings
- Roof attaches to vehicle frame in designated mounting positions
- Roof can be installed in minutes using provided mounting hardware, & removed as quickly

» 2880635

CREW 570 MY 15-16

STRUCTURE	● ● ● ● ●
INTERIOR FINISH	● ● ● ● ○
SOUND DAMPENING	● ● ● ● ○
EASE OF INSTALL	30 SEC

VALUE



LOCK & RIDE® PRO-FIT SPORT ROOF

- One-piece roof installs easily into vehicle frame using Lock & Ride® technology
- Durable black polyethylene Sport Roof provides shade & reliable rider protection
- Roof provides dependable protection & no-leak performance

» 2879952

570 MY 15-16, ETX MY 15-16, EV MY 15-16, EV LI-ION MY 16

STRUCTURE	● ● ● ● ○
INTERIOR FINISH	● ● ● ● ○
SOUND DAMPENING	● ● ● ● ○
EASE OF INSTALL	30 SEC



LOCK & RIDE® PRO-FIT CREW SPORT ROOF

- Two-piece roof installs quickly & easily into vehicle frame using Lock & Ride® technology
- Durable black polyethylene Sport Roof provides shade & reliable rider protection
- Roof panels seal together for dependable protection & no-leak performance

» 2879953

CREW 570 MY 15-16


STRUCTURE	● ● ● ● ○
INTERIOR FINISH	● ● ● ● ○
SOUND DAMPENING	● ● ● ● ○
EASE OF INSTALL	30 SEC

2 SEAT / 4 SEAT REAR PANELS



RANGER® owners will find a Lock & Ride® Pro-Fit™ rear panel that provides protection and comfort for the way they work, hunt or ride. These panels install easily into the vehicle's frame with a 360° gasket seal and the frame-free design provides expanded visibility. Rear panels offer protection, prevent dust swirl and are available with adjustable ventilation.

PREMIUM



LOCK & RIDE® PRO-FIT GLASS REAR PANEL

- Install or remove easily in seconds with Lock & Ride® quarter-turn handles
- Durable, tempered laminate glass provides high level of scratch resistance
- Design eliminates exterior framework to provide greater field of vision

▶ 2879965

570 MY 15-16, CREW 570 MY 15-16, ETX MY 15-16, EV MY 15-16, EV LI-ION MY 16

IMPACT RESISTANCE	●●●○
SCRATCH RESISTANCE	●●●●
VENTILATION	○○○○
EASE OF INSTALL	●●●●

VALUE



LOCK & RIDE® PRO-FIT POLY REAR PANEL

- Install or remove quickly and easily with Lock & Ride® quarter-turn handles
- Strong, .236" thick polycarbonate provides outstanding impact and scratch resistance
- Installs in contours of cab frame with 360° gasketing for outstanding protection, comfort, fit and finish
- Design eliminates need for exterior framework, resulting in full rearward visibility

▶ 2879812

570 MY 15-16, CREW 570 MY 15-16, ETX MY 15-16, EV MY 15-16, EV LI-ION MY 16

IMPACT RESISTANCE	●●●●
SCRATCH RESISTANCE	●●●○
VENTILATION	○○○○
EASE OF INSTALL	●●●●

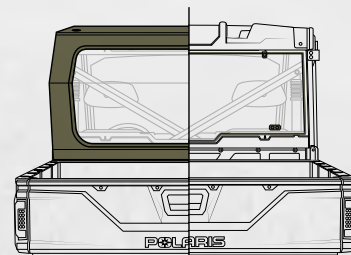
LOCK & RIDE® PRO-FIT ADVANTAGES



Gasket runs the perimeter of the rear panel for a solid 360° seal

360° GASKET SEAL

Rear panels seal into place with a 360° gasket for the most reliable protection and comfort.



Other Cabs

Lock & Ride® Pro-Fit

IMPROVED VISIBILITY

In-frame installation eliminates the need for exterior framework, so riders enjoy full, uncompromised rearward visibility.



REVOLUTIONARY INSTALLATION

Rear panels install easily in designated attachment locations and lock securely in place using Lock & Ride® technology.

RANGER® owners can optimize the comfort, protection and interior noise levels of their cab by adding doors. There are doors to meet every rider's needs, and they all install easily into the vehicle cab frame. These doors feature reliable hinges and latching hardware, 360° gasket installation, effective sound dampening and, in select doors, adjustable ventilation.

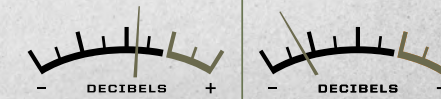
LOCK & RIDE® PRO-FIT ADVANTAGES



Lock & Ride® Pro-Fit Poly Doors

UNPRECEDENTED VENTILATION OPTIONS

Only Polaris® offers available sliding windows that provide the ultimate in adjustable ventilation.



Other Cabs

QUIETER AT IDLE

Lock & Ride® Pro-Fit

SOUND DAMPENING DOOR LINERS

Most Lock & Ride® Pro-Fit doors reduce the interior noise level, especially those with interior sound-absorbing liners: Noise levels are up to 60% quieter at idle and 40% quieter at 20 mph.



REVOLUTIONARY INSTALLATION

Rear panels install easily in designated attachment locations and lock securely in place using Lock & Ride® technology.

DOORS PREMIUM



LOCK & RIDE® PRO-FIT POLY DOORS

- Windows slide open and closed for riders to control airflow and access into and from cab
- Lightweight, strong and durable polyethylene construction
- Profile tubing and plastic design create sealed perimeter
- Textured finish on polyethylene matches vehicle finish
- Interior polyurethane liners

▶ 2879962

570 MY 15-16, CREW 570 MY 15-16, ETX MY 15-16, EV MY 15-16, EV LI-ION MY 16

VENTILATION	●●●●
STRUCTURE	●●●●
INTERIOR FINISH	●●●●
SOUND DAMPENING	●●●○

VALUE



LOCK & RIDE® PRO-FIT CANVAS DOORS

- Premium, heavy duty 23 oz. polyester features UV stabilizers and mold resistance
- Durable, heat-sealed PVC window for durability and crack resistance; window opens easily to provide ventilation and closes securely using magnetic closures
- Premium-quality paddle latches offer reliable door closure
- Powder-coated steel frame provides door with solid structure while gasket design blocks wind and rain
- Easy installation in designated cab frame mounting locations

▶ 2879963

570 MY 15-16, CREW 570 MY 15-16, ETX MY 15-16, EV MY 15-16, EV LI-ION MY 16

VENTILATION	●●●●
STRUCTURE	●●●○
INTERIOR FINISH	●●○○
SOUND DAMPENING	●○○○



LOCK & RIDE® PRO-FIT CAMO DOORS

- Polaris Pursuit™ Camo pattern provides outstanding rider protection and effective visual camouflage in woods settings
- Windows slide open and closed for riders to control airflow and access into and from cab
- Lightweight, strong and durable polyethylene construction
- Profile tubing and plastic design create sealed perimeter
- Textured finish on polyethylene matches vehicle finish
- Doors have interior polyurethane liners

▶ 2880636

570 MY 15-16, CREW 570 MY 15-16, ETX MY 15-16, EV MY 15-16, EV LI-ION MY 16

VENTILATION	●●●●
STRUCTURE	●●●●
INTERIOR FINISH	●●●●
SOUND DAMPENING	●●●○

LOCK & RIDE® PRO-FIT CREW CANVAS REAR DOORS

- Durable, heavy-duty 23-oz. canvas material is mold-resistant for reliable performance and UV-stable to resist fading
- Heavy-duty powder-coated steel rod door frames provide strength and enhance fit and finish
- Premium-quality paddle latches offer reliable door closure
- Heat-sealed, zip-down PVC windows open easily to provide ventilation
- Easy installation in designated cab frame mounting locations

▶ 2879964

CREW 570 MY 15-16

VENTILATION	●●●○
STRUCTURE	●●○○
INTERIOR FINISH	●●○○
SOUND DAMPENING	●○○○

2 SEAT CAB SYSTEMS



LOCK & RIDE® PRO-FIT

LX CAB SYSTEM

THE BEST VENTILATION AND FEATURES

- LOCK & RIDE® PRO-FIT POLY DOORS (2879962)
- LOCK & RIDE® PRO-FIT TIP-OUT GLASS WINDSHIELD (2880442)
- LOCK & RIDE® PRO-FIT GLASS REAR PANEL (2879965)
- LOCK & RIDE® PRO-FIT STEEL ROOF (2879954)

- A complete cab system from a single part number
- Includes everything needed to create a full cab that provides optimal protection & offers the greatest ventilation adjustability so riders can customize the cab interior comfort
- Includes Poly Door Set with Slider Windows, Tip-Out Glass Windshield, Glass Rear Panel & Steel Roof
- Slider Windows in doors offer convenient means of adjusting airflow
- Windshield can be closed for optimized protection or can be tipped open for airflow
- Roof provides shade & the ultimate in overhead protection
- Doors & roof are lined with sound-dampening material

» 2859435
570 MY 15-16, ETX MY 15-16, EV MY 15-16, EV LI-ION MY 16

CONSTRUCTION	● ● ● ● ●
FINISH	● ● ● ● ●
COMFORT	● ● ● ● ●
EASE OF INSTALL	● ● ● ● ○

LOCK & RIDE® PRO-FIT

SX CAB SYSTEM

THE PERFECT BALANCE OF PROTECTION, COMFORT AND QUICK INSTALLATION

- LOCK & RIDE® PRO-FIT POLY DOORS (2879962)
- LOCK & RIDE® PRO-FIT GLASS WINDSHIELD (2879958)
- LOCK & RIDE® PRO-FIT GLASS REAR PANEL (2879965)
- LOCK & RIDE® PRO-FIT SPORT ROOF (2879952)

- A complete cab system from a single part number
- Includes everything needed to create a full cab that provides outstanding protection and offers riders cab interior comfort
- Includes Poly Door Set with slider windows, Glass Windshield, Glass Rear Panel and Sport Roof
- Slider Windows in doors offer convenient means of adjusting airflow
- Windshield & Rear Panel provide excellent protection and visibility
- Roof provides shade & reliable overhead protection
- Doors are lined with sound-dampening material

» 2859436
570 MY 15-16, ETX MY 15-16, EV MY 15-16, EV LI-ION MY 16

CONSTRUCTION	● ● ● ● ●
FINISH	● ● ● ● ●
COMFORT	● ● ● ● ○
EASE OF INSTALL	● ● ● ● ○

LOCK & RIDE® PRO-FIT

X CAB SYSTEM

THE QUICKEST INSTALLATION FOR MAXIMUM VERSATILITY

- LOCK & RIDE® PRO-FIT CANVAS DOORS (2879963)
- LOCK & RIDE® PRO-FIT POLY WINDSHIELD—GENERAL PURPOSE (2879960)
- LOCK & RIDE® PRO-FIT POLY REAR PANEL (2879812)
- LOCK & RIDE® PRO-FIT SPORT ROOF (2879952)

- A complete cab system from a single part number
- Includes everything needed to create a full cab that provides outstanding protection and riders comfort
- Includes Canvas Door Set, Poly Windshield, Poly Rear Panel and Sport Roof
- Windshield & Rear Panel provide excellent protection and visibility
- Roof provides shade & reliable overhead protection

» 2859437
570 MY 15-16, ETX MY 15-16, EV MY 15-16, EV LI-ION MY 16

CONSTRUCTION	● ● ● ● ○
FINISH	● ● ● ● ○
COMFORT	● ● ● ● ○
EASE OF INSTALL	● ● ● ● ○

4 SEAT CAB SYSTEMS



LOCK & RIDE® PRO-FIT

LX CREW CAB SYSTEM

COMFORT AND PROTECTION FOR FRONT AND BACK SEAT PASSENGERS

- LOCK & RIDE® PRO-FIT CANVAS DOORS (2879963)
- LOCK & RIDE® PRO-FIT CREW CANVAS DOORS (2879964)
- LOCK & RIDE® PRO-FIT GLASS WINDSHIELD (2879958)
- LOCK & RIDE® PRO-FIT GLASS REAR PANEL (2879965)
- LOCK & RIDE® PRO-FIT CREW STEEL ROOF (2879955)

- A complete cab system from a single part number
- Includes everything needed to create a full cab that provides optimal protection and offers the greatest ventilation adjustability so riders can customize the cab interior comfort
- Includes Canvas Front and Rear Door Set, Tip-Out Glass Windshield, Glass Rear Panel and Steel Roof
- Windshield can be closed for optimized protection or can be tipped open for airflow
- Roof provides shade and the ultimate in overhead protection
- Roof is lined with sound-dampening material

» 2859438
CREW 570 MY 15-16
Recommended to use CREW Cab Seal Kit (2880883) (p. 77)

CONSTRUCTION	● ● ● ● ○
FINISH	● ● ● ● ○
COMFORT	● ● ● ● ○
EASE OF INSTALL	● ● ● ● ○



LOCK & RIDE® PRO-FIT

X CREW CAB SYSTEM

DURABLE PROTECTION FOR EVERYONE

- LOCK & RIDE® PRO-FIT CANVAS DOORS (2879963)
- LOCK & RIDE® PRO-FIT CREW CANVAS DOORS (2879964)
- LOCK & RIDE® PRO-FIT POLY WINDSHIELD (GENERAL PURPOSE) (2879960)
- LOCK & RIDE® PRO-FIT POLY REAR PANEL (2879812)
- LOCK & RIDE® PRO-FIT CREW SPORT ROOF (2879953)

- A complete cab system from a single part number
- Includes everything needed to create a full cab that provides outstanding protection and rider comfort
- Includes Canvas Front and Rear Door Set, Poly Windshield, Poly Rear Panel and Sport Roof
- Windshield and Rear Panel provide excellent protection and visibility
- Roof provides shade and reliable overhead protection

» 2859439
CREW 570 MY 15-16
Recommended to use CREW Cab Seal Kit (2880883) (p. 77)

CONSTRUCTION	● ● ● ● ○
FINISH	● ● ● ● ○
COMFORT	● ● ● ● ○
EASE OF INSTALL	● ● ● ● ○



2 SEAT / 4 SEAT WINCHES

PRO HD WINCHES

PRO PRO HEAVY DUTY SERIES

4500 LB. WINCH



POLARIS® PRO HD 4500 LB. WINCH

- 4500 lbs. of pulling capacity
- Auto stop technology - ideal for snow plowing applications
- 50' of 6mm premium high strength synthetic rope
- High quality polished aluminum fairlead
- Fully sealed contactor, motor & drivetrain
- 6 gauge wiring maximizes current flow
- Low speed gearing for optimized plow control
- Cut metal gears for maximum durability
- Durable corrosion resistant finish
- Corded remote control with socket
- 1 year warranty

» 2881670

800 EFI MY 13-14, 400, EV MY 10-14, 500, CREW 500 MY 11-13, 570, CREW 570 MY 14, LSV MY 11-14, 570 MY 15-16, ETX MY 15-16, EV MY 15-16, CREW 570 MY 15-16, EV LI-ION MY 16

Bigger battery (4010630) recommended for non-EPS models. Required Battery Strap (5259006), and bolt 7518529. EV model required auxiliary Battery kit (2880555).

WIRING KIT REQUIRED FOR INSTALLATION (2881684 for 570 MY 15-16, ETX MY 15-16, EV MY 15-16, EV LI-ION MY 16 or 2881685 for CREW 570 MY 15-16



HD WINCHES

HD HEAVY DUTY SERIES

3500 LB. WINCH



POLARIS® HD 3500 LB. WINCH

- 3500 lbs of pulling capacity
- Fully sealed contactor, motor and drivetrain
- 6 gauge wiring maximizes current flow
- 50' of 7/32" high strength steel cable
- Cut metal gears for maximum durability
- Durable corrosion resistant finish
- Low speed gearing for optimized plow control
- Corded remote control with socket
- 1 year warranty

» 2881669

800 EFI MY 13-14, 400, EV MY 10-14, 500, CREW 500 MY 11-13, 570, CREW 570 MY 14, LSV MY 11-14, 570 MY 15-16, ETX MY 15-16, EV MY 15-16, CREW 570 MY 15-16, EV LI-ION MY 16

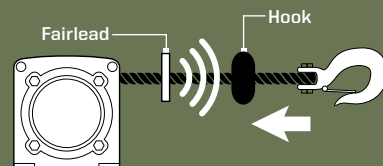
WIRING KIT REQUIRED FOR INSTALLATION (2881684 for 570 MY 15-16, ETX MY 15-16, EV MY 15-16, EV LI-ION MY 16 or 2881685 for CREW 570 MY 15-16

PRO PRO HEAVY DUTY SERIES

PREMIUM FEATURES FOR HEAVY-DUTY PULLING POWER

AUTO-STOP TECHNOLOGY

- Stops winch at end of pull, prevents driveline stress
- Great for plowing, prevents overlifting
- Winch stops when collar on rope contacts fairlead



Winch stops when fairlead detects hook collar.

ALUMINUM FAIRLEAD

- Improves rope life, corrosion resistant

SYNTHETIC ROPE

- Superior flexibility, great strength, lightweight

HD HEAVY DUTY SERIES

HEAVY-DUTY PULLING POWER

- Cut steel gears for improved durability
- Steel spool can handle extreme loads
- 40% quieter - near-silent free spooling
- Sealed motor and drivetrain
- Low-voltage contactor
- Integrated wiring and mount plates ensure perfect fit



WINCHES & PLOWS GO TOGETHER

The muscle to plow. Versatile Polaris® winches can be used to raise and lower plow blades. Choose the winch that meets your pulling and plowing needs. See pages 52-53 for plows.

WARN® PROVANTAGE WINCHES

WARN® 4500 LB. WINCH



WARN® PROVANTAGE 4500 LB. WINCH

- Manufactured by WARN Industries®, engineered specifically for Polaris® vehicles
- Premium power with 4,500-pounds of pulling capacity
- Full-sealing for maximum water resistance
- Patented roller disc brake for assured holding power
- Industry-leading Limited Lifetime Warranty, 3 year electrical
- Includes all components required for installation

» 2880574

570 MY 15-16, ETX MY 15-16, EV MY 15-16, EV LI-ION MY 16

» 2880575

CREW 570 MY 15-16

WARN® 3500 LB. WINCH



WARN® PROVANTAGE 3500 LB. WINCH

- Powerful torque and legendary WARN® reliability, engineered for Polaris vehicles
- Premium power with 3,500-pounds of pulling capacity
- Full-sealing for maximum water resistance
- Patented roller disc brake for assured holding power
- Industry-leading Limited Lifetime Warranty, 3 year electrical
- Includes all components required for installation

» 2880576

570 MY 15-16, ETX MY 15-16, EV MY 15-16, EV LI-ION MY 16

» 2880577

CREW 570 MY 15-16

WINCH WIRING KIT

REQUIRED FOR POLARIS® PRO HD & POLARIS® HD WINCH INSTALLATION

- Necessary component to connect your accessory bus bar to the vehicle battery.
- Wires are cut to the precise length of your vehicle to minimize slack.

» 2881684

570 MY 15-16, ETX MY 15-16, EV MY 15-16, EV LI-ION MY 16

» 2881685

CREW 570 MY 15-16

WINCH ACCESSORIES

SYNTHETIC WINCH ROPE

Eliminate frayed or bound cables by replacing your steel cable with a lightweight, synthetic rope. Always select a rope rating that is appropriately sized for your winch. Required for use with Pro HD Winch Upgrade Kit.



» 2879187 | 4500 Lb. Winch Rope
4500 LB Winch Only

» 2879188 | 6000 Lb. Winch Rope
6000 Lb. Winch Only

POLARIS PRO HD WINCH UPGRADE KIT

- Automatic winch stop prevents over-winding and frayed cables
- Corrosion-free, polished aluminum hawse fairlead
- Requires use of synthetic cable rope (not included)



» 2879148



"THE BEST PIECE OF EQUIPMENT YOU CAN HAVE IS A WINCH. IT SEEMS LIKE EVERY TIME WE'RE OUT IN THE WOODS, WE USE OUR WINCH."

— MICHAEL C., POLARIS OWNER

POLARIS® WIRELESS WINCH REMOTE

- Allows for remote operation of Polaris® HD winch
- Up to 50-foot range with LED indicator
- Provides for safer operation of winch in retrieval situations
- Direct plug and play operation



» 2879316

POLARIS® WINCHES ONLY

POWER CONTROLLER

- Control your winch directly from the shift knob
- Ideal for plowing; puts plow controls in your shifting hand
- Can be used with any Polaris® winch



» 2879227

» Required with Hydraulic Lift (2879220) and Angle System (2879224)

2 SEAT / 4 SEAT PLOWS


GLACIER[®] PRO PLOW SYSTEM

LOCK & RIDE



GLACIER[®] PRO PLOW

- Heavy-duty cast steel frame for maximum durability
- Lock & Ride[®] for easy blade installation and removal
- 66" W x 17" H heavy-duty blade
- Low-maintenance, self-contained electric over hydraulic cylinders
- Modular design lets you choose Hydraulic or Winch Lift
- Choice of blade angle control Hydraulic or Manual Angle
- Lift and angle adjustments can be made from the driver's seat
- Manual angle with shear pin design protects plow in high-impact contact
- Manual angle adjustment is easily accessible, prevents digging into snow to change angle
- Auto-retracting kickstand folds in as you drive away



DEFINE YOUR GLACIER[®] PRO PLOW SYSTEM

To complete your Polaris[®] plow system, you will need four components: a mount, a push frame, a lift method and a blade. Use this selection guide to get started.

STEP 1

SELECT A MOUNT

MID-SIZE GLACIER[®] PRO MOUNT

- Strong, durable construction to serve as a secure, reliable foundation of the plow system, season after season
- Install mount plate on undercarriage of vehicle and attach plow frame and blade (each sold separately) when it's time to plow

» 2880261

570 MY 15-16, ETX MY 15-16, EV MY 15-16, CREW 570 MY 15-16, EV LI-ION MY 16

STEP 4

SELECT A BLADE

MID-SIZE GLACIER[®] PRO 66" POLY BLADE

- Strong, durable, lightweight Poly Plow Blade is ideal for a wide range of residential driveway plowing jobs
- Polyethylene snow blade flexes and absorbs impact so less impact energy and stress is transmitted to the RANGER[®] while plowing
- 66"-wide blade has forward-angled corners and scoop design for increased plowing surface
- Poly blade can flex in all temperatures and will not rust like metal blades
- Includes a replaceable metal wear bar

» 2880269

570 MY 15-16, ETX MY 15-16, EV MY 15-16, CREW 570 MY 15-16, EV LI-ION MY 16

MID-SIZE GLACIER[®] PRO 66" STEEL BLADE

- Strong, durable steel construction ensures this plow blade will tackle big jobs season after season
- With impressive, 66" span, blade moves large quantities of material with each pass
- Comes with replaceable metal wear bar

» 2880268

570 MY 15-16, ETX MY 15-16, EV MY 15-16, CREW 570 MY 15-16, EV LI-ION MY 16



66" POLY BLADE
Best for impact absorption.



66" STEEL BLADE
Best for big jobs year after year.

STEP 2

SELECT A PUSH FRAME

MID-SIZE GLACIER[®] PRO FRAME

- Heavy-duty frame securely holds plow blade (sold separately) and attaches to the Glacier[®] PRO Plow System mount (sold separately) installed on the undercarriage of the RANGER[®]
- Frame is engineered and built to withstand the rigors of big plowing jobs, season after season
- Frame attaches quickly and easily to mount plate on vehicle

» 2880260

570 MY 15-16, ETX MY 15-16, EV MY 15-16, CREW 570 MY 15-16, EV LI-ION MY 16

REPLACEMENT SHEAR PIN

» 2205527

Shear Pins come stock with the plow push frame. Extra shear pins available for purchase in case of damage.

STEP 5

SELECT ACCESSORIES

PLOW ACCESSORIES / PAGE 55

GLACIER PRO PLOW EXTENSION (NOT SHOWN)

- Plow on a RANGER[®] or RZR[®] that is equipped with Prospector Pro Track System
- Extends beyond front tracks to accommodate plow blade mounting
- Ensures full plow performance

» 2880267

RANGER[®] 400, RANGER[®] 500, RANGER[®] XP 570 MY 15-16, RANGER[®] ETX, RANGER[®] EV, RZR[®] 900 MY15, RZR[®] S 900 MY15, RZR[®] 900 XC MY15

STEP 3

CONFIGURE PLOW

Select a winch and add a hydraulic angle system to control the angle of the plow from inside the cab.

SELECT A WINCH:

POLARIS[®] PRO HD 4500 LB. WINCH

POLARIS[®] HD 3500 LB. WINCH

WARN[®] PROVANTAGE 3500 LB. WINCH

See Pages 42 - 43 for product details

ADD AN ANGLE SYSTEM:

MID-SIZE GLACIER[®] PRO ANGLING SYSTEM

- Heavy-duty hydraulic angle system adjusts the plow blade angle in a Glacier[®] PRO Plow System
- Angle the plow blade left or right with push-button ease to direct materials where desired
- No need to get out of cab to adjust plow blade
- Finish plowing jobs faster, more comfortably and with higher-quality results

» 2880266

570 MY 15-16, ETX MY 15-16, EV MY 15-16, CREW 570 MY 15-16, EV LI-ION MY 16

Requires power control 2879227



2 SEAT / 4 SEAT PLOWS

GLACIER® II PLOW SYSTEM


LOCK & RIDE



GLACIER® II PLOW

This Glacier® II Plow can be attached or removed in less than a minute using Lock & Ride® technology.

- Lock & Ride®: Install or remove the plow blade quickly and easily
- Reinforced plow frame and pivot box for 40% increased strength
- A versatile plow system with outstanding range of motion
- Mounting plates are engineered specifically for Polaris® RANGER® models
- Choose from several blades for snow plowing or versatile snow/dirt capabilities



DEFINE YOUR GLACIER® II PLOW SYSTEM

To complete your Polaris® plow system, you will need four components: a mount, a push frame, a lift method and a blade. Use this selection guide to get started.

STEP 1

SELECT A MOUNT

GLACIER® II MID-SIZE PLOW MOUNT

- Easily installed with 6 bolts
- Includes mounting hardware
- » 2878835
- 570 MY 15-16, ETX MY 15-16, EV MY 15-16, CREW 570 MY15-16, EV LI-10N MY 16

STEP 2

SELECT A FRAME

GLACIER® II MID-SIZE PLOW FRAME

- » 2878822
- 570 MY 15-16, ETX MY 15-16, EV MY 15-16, CREW 570 MY15-16, EV LI-10N MY 16

STEP 3

SELECT A WINCH

- POLARIS® PRO HD 4500 LB. WINCH
- POLARIS® HD 3500 LB. WINCH
- WARN® PROVANTAGE 3500 LB. WINCH
- See Page 5 42-43

STEP 4

SELECT A BLADE

60" RAZOR BLADE®

» 2875370

60" SNOW BLADE

» 2876626



60" RAZOR BLADE®
Best for plowing snow or gravel to either side of a driveway.




60" SNOW BLADE
Best for clearing snow from long driveways.

STEP 5

SELECT ACCESSORIES

Tackle even more snow with these optional accessories.



SNOW DEFLECTOR

- Helps confine snow, boosting plow capacity
- Designed for easy on/off
- » 285541



STANDARD WEAR BAR

» 2204975



REAR TIRE CHAIN

- Size C, for 25" (63.5 cm) or 26" (66 cm) tires
- » 2877952



COIL SPRING SPACER

» 2872655



PLOW SHOES (NOT SHOWN)

» 2205071

HARDENED WEAR BAR (NOT SHOWN)

» 2859875

CURB FINDER (NOT SHOWN)

» 2879872

PLOW MARKER

- Helps driver monitor plow blade position
- Sold in pairs
- » 2872726

2 SEAT/4 SEAT STORAGE



ALWAYS ROOM FOR MORE

Carry more with Lock & Ride® storage for your RANGER®. Whether it's tools, hunting gear or anything else, our all-new line of quick-installing Lock & Ride® solutions will keep your gear safe and at the ready when you need it.

LOCK & RIDE



LOCK & RIDE® XL STORAGE BOX / NEW

- Extra large storage capacity box with lid secured by four rubber clasps
- Designed to mount to several Polaris® RANGER®, Sportsman® and RZR® 900 vehicles
- Includes internal dividers and reversible lid for additional tie-down points
- Use with internal storage bags to organize your gear
- Requires vehicle specific mounting kit
- Dimensions: 37"x16"x21"

» 2881128-070
ALL RANGER® MODELS

Insert up to 3 XL accessory bags in box for additional organized storage



LOCK & RIDE® D-RINGS

- Lock & Ride® technology for easy installation and removal
 - Large D-rings provide ideal tie-down points
- » 2881545
ALL RANGER® MODELS



TIE-DOWN RATCHET STRAPS

- » 2859047-01 | RED
- » 2859047-02 | BLACK



TIE-DOWN STRAPS

- » 2871182 | BLACK



XL SOFT SIDE COOLER / NEW

- Designed to fit inside the Lock & Ride® XL Storage Box (2881128-070)
- Held securely in place by internal Lock & Ride® XL Storage Box one-third divider
- Durable 600 Denier PVC shell and insulated lining keeps items cool and protected
- Shoulder strap and convenient zipper top allows for standalone use

» 2881428



XL TRAIL BAG / NEW

- Delivers convenient and easily accessible storage solutions
- High-strength 600 Denier PVC outer shell features multiple zipper access options
- Designed to fit inside the Lock & Ride® XL Storage Box (2881128-070) or standalone
- Held securely in place by internal Lock & Ride® XL Storage Box one-third divider

» 2881130



XL TOOL BAG / NEW

- Semi-rigid design provides strength and shape for larger items
- Large zipper access and multiple pocket storage in one bag
- Designed to fit inside the Lock & Ride® XL Storage Box (2881128-070) or standalone
- Held securely in place by internal Lock & Ride® XL Storage Box one-third divider

» 2881129

KEEP YOUR COOL

Our new Polaris Northstar™ coolers have the final say when it comes to keeping your food and drinks cold and protected. With thick insulated walls, Polaris Northstar coolers keep ice frozen for days. Additionally, These coolers are certified by the Interagency Grizzly Bear Committee as bear-proof.

Lock & Load

Lock & Ride® Lid for Optional Accessories

Thick Skin 2" Thick Insulation Barrier



Deep Freeze

Freezer-Grade Gasket Seal

Rise Above

Heat Transfer-Reducing Elevated Feet

POLARIS NORTHSTAR™ COOLER / NEW

- Thick 2-inch insulation barrier delivers premium, long-lasting cooling
- Integrated tie-down cleats enable attachment to any off-road vehicle, boat or truck
- UV resistant polyethylene construction
- Internal tray and dividers allows for dual dry storage solutions
- Available in both 30-quart and 60-quart sizes
- Interagency Grizzly Bear Committee (IGBC) Certified Bear-Resistant

» 2881315 | 30 qt.
ALL RANGER® MODELS

» 2881259 | 60 qt.
ALL RANGER® MODELS



LOCK & RIDE® BED EXTENDER/DIVIDER

- Versatile use to extend or divide the cargo box
- Lock & Ride®: Install/Remove in seconds
- Installs in any location in the box
- Multiple tie-down points available to secure cargo

» 2879977

570 MY 15-16, CREW 570 MY 15-16, ETX MY 15-16, EV MY 15-16, EV LI-ION MY 16



LOCK & RIDE® CARGO BOX

- Keeps your tools safe and secure
- Lock & Ride®: Install/remove the box in seconds
- Oversized hinged lid provides full, easy access to cargo
- Durable polyethylene construction
- Sold individually; full-size RANGER® bed allows for up to 4 Cargo Boxes

» 2877033

ALL FULL-SIZE RANGER® MODELS MY 05-16, 800 EFI MY 14, 400, EV MY 10-14, 500, CREW 500, LSV MY 11-14, ETX MY 15-16, 570 MY 15-16, EV MY 15-16, CREW 570 MY 15-16, EV LI-ION MY 16



RIDE & REPAIR ESSENTIALS KIT / NEW

- 12-volt DC portable air compressor
- Tire repair kit with 6 plugs
- Basic first-aid kit with bandages, scissors, safety pins and more
- 12-volt jumper cables
- Duct tape - 300mm x 1 roll
- Zip ties - 150mm length
- Electrical tape
- Ratchet strap - 50mm
- Microfiber cloth
- Carry bag

» 2881207

ALL RANGER® MODELS

LOCK & RIDE

LOCK & RIDE® CHAINSAW MOUNT

- Lock & Ride®: Installs quickly and easily
- Secures chainsaw to the outside bed wall
- Maximizes bed space for other cargo

» 2879354

ALL RANGER® MODELS



CARGO BED MAT / NEW

- Simple installation that can be easily removed for cleaning
- Constructed from a durable, heavy gauge rubber that remains flexible in the cold
- Soft durometer compound keeps cargo from sliding
- Precision cut design for a perfect no-fastener installation

» 2881485

RANGER CREW® 500 EFI MY11-13, RANGER CREW® 570 MY14-16, RANGER® 400 MY10-14, RANGER® 500 EFI MY11-13, RANGER® 570 MY 15-16, RANGER® 800 EFI 2 SEAT / 4 SEAT MY13-14, RANGER® ETX MY15-16, RANGER® EV MY10-14, RANGER® LSV MY10-12



UNDER SEAT STORAGE BOX

- Secure storage underneath seats
- Space-saving, easy-to-use storage keeps items protected, dry and dust-free

» 2880046

ETX MY 15-16, 570 MY 15-16, CREW 570 MY 15-16



"WHEN I'M OUT FOR A DAY-LONG RIDE, MY RAIN GEAR IS THE FIRST THING TO BE PACKED. THEN WATER, TOILET PAPER, MY GLOVES, EXTRA CONTACTS AND SOLUTION. I LOVE MY LOCK & RIDE® BOX, IT HOLDS ALL MY STUFF!"

— LISA P., POLARIS® OWNER

2 SEAT/4 SEAT HUNTING



BIG OR SMALL, HAUL IT ALL

Carry more with Lock & Ride® storage for your RANGER®. Whether it's tools, hunting gear or anything else, Polaris' all-new line of quick-installing Lock & Ride solutions will keep your gear safe and at the ready when you need it.



LOCK & RIDE® DUAL GUN BOOT MOUNT

- Holds 2 gun scabbards (sold separately)
- Lock & Ride® technology for easy on/off

» 2877709
400/800, EV MY 10-16, 500, CREW 500 MY 11-13, 570 MY 15-16, CREW 570 MY 14-16, LSV MY 11-14, ETX MY 15-16, EV LI-ION MY 16



LOCK & RIDE® IN-CAB GUN MOUNT / NEW

- Secure floor mounted design can accommodate two shotguns or scoped rifles
- Features adjustable height and 45-degree forward angle direction
- Heavy-duty molded butt mount securely holds guns in place
- Molded V-shaped blocks and rubber straps secure gun barrels
- Base storage pockets provide a place for hunting accessories

» 2881537
RANGER® FULL-SIZE AND 2 SEAT / 4 SEAT
Available in Q4 2015

2 SEAT / 4 SEAT BUMPERS & GUARDS

The best way to protect your RANGER® is with super-tough Polaris® bumpers and guards. They're engineered for easy, secure installation and protect lights, bodywork and suspensions.



STANDARD BRUSHGUARDS

- Brushguard reliably enhances protection of vehicle
- Strong 1.25" (3.2cm) diameter steel tube construction
- Durable, scratch-resistant black powder-coated finish and integrated styling complements the vehicle's look
- Installs easily in pre-drilled mounting locations
- Can be used with any winch or plow system

» 2879973 | FRONT BRUSHGUARD
570 MY 15-16, CREW 570 MY 15-16, ETX MY 15-16, EV MY 15-16, EV LI-ION MY 16
» 2879972 | REAR BRUSHGUARD
570 MY 15-16, CREW 570 MY 15-16, ETX MY 15-16, EV MY 15-16, EV LI-ION MY 16



HMW A-ARM GUARDS

- Strong, durable, lightweight HMW (high-molecular weight) polyethylene construction protects against off-road impacts
- Molded specifically for the RANGER® front suspension for proper installation, a sure fit & low-profile presence
- Easy bolt-on design with mounting hardware included

» 2880550 | FRONT
570 MY 15-16, CREW 570 MY 15-16, ETX MY 15-16, EV MY 15-16, EV LI-ION MY 16
» 2880551 | REAR
570 MY 15-16, CREW 570 MY 15-16, ETX MY 15-16



NERF BARS

- Durable, stamped plate steel construction
- Provides additional protection to side of vehicle
- Integrated boot scraper helps keep interior clean
- Durable black wrinkle powder-coated finish
- Integrated mounting locations for easy installation

» 2879974
570 MY 15-16, ETX MY 15-16, EV MY 15-16, EV LI-ION MY 16



CREW NERF BAR

- Durable, stamped plate steel construction
- Provides additional protection to side of vehicle
- Integrated boot scraper helps keep interior clean
- Durable black wrinkle powder-coated finish
- Integrated mounting locations for easy installation

» 2880333
CREW 570 MY 15-16



Polaris is proud to partner with Kolpin® Powersports. An industry leader in off-road accessories, Kolpin® is the premier name in gun boots and mounts. Our featured Kolpin® accessories are made exclusively for Polaris, and are designed to fit and work perfectly with your off-road vehicle.



POLARIS® GUN BOOT BY KOLPIN®

- Securely protects and holds firearm
- Works with shotgun or rifle
- Padded interior, dust-proof, water-resistant

» 2872677 | BLACK
ALL RANGER® MODELS
» 2872677-419 | MOSSY OAK® BREAK-UP®
ALL RANGER® MODELS



RATCHETING RHINO GRIPS XL BY KOLPIN® / NEW

- Securely transport tools or firearms with these rugged and easy to use grips
- The sure grip design ensures your cargo won't slip or work free in rugged terrain
- Rubber straps adjust to a variety of cargo sizes
- Attaches to cargo bed using Lock & Ride® technology

» 2881575
ALL RANGER® MODELS



RHINO GRIPS XL BY KOLPIN® / NEW

- Securely transport tools or firearms with these rugged and easy to use grips
- The sure grip design ensures your cargo won't slip or work free in rugged terrain
- Rubber straps adjust to a variety of cargo sizes
- Attaches to cargo bed using Lock & Ride® technology

» 2881574
ALL RANGER® MODELS

RUBBER STRAPS BY KOLPIN® / NEW

- Replacement rubber straps designed to fit all Kolpin® grips (Sold as a pair)

» 2881621
» FITS KOLPIN RATCHETING RHINO GRIPS

FARM & RANCH

TAKE CHARGE OF YOUR PROPERTY

Put it to work on every acre. Material spreaders, sprayers, lift boxes and more provide on-demand solutions for your work.

BUILD YOUR HITCH SYSTEM



3-POINT HITCH / NEW

- High-gauge steel construction mainframe for rugged work performance
- Quick attach/detach implement system requires no tools for easy changeover
- Electric (12-volt) actuator can lift up to 250lbs or apply 300lbs of down force
- Fully adjustable lift arms and top link achieves ideal attachment performance

» 2881567

RANGER CREW® 570 FULL-SIZE MY15, RANGER CREW® 570-6 MY16, RANGER CREW® 900 MY14-15, RANGER CREW® 900-5 MY16, RANGER CREW® 900-6 MY16, RANGER XP® 900 MY13-16, RANGER® XP 570 MY 15-16, RANGER® 570 FULL SIZE MY16



3-POINT HITCH SYSTEM FRAME SUPPORT BAR / NEW

- Provides added frame stability and support
- Transfers the torque load from the hitch to the frame
- Required for use of the 3-Point Hitch System

» 2881655

RANGER CREW® 570 FULL-SIZE MY15, RANGER CREW® 570-6 MY16, RANGER CREW® 900 MY14-15, RANGER CREW® 900-5 MY16, RANGER CREW® 900-6 MY16, RANGER XP® 900 MY13-16, RANGER® XP 570 MY 15-16, RANGER® 570 FULL SIZE MY16

REQUIRED FOR 3 POINT HITCH SYSTEM & IMPLEMENTS



ACCESSORY TOOL BAR / NEW

- Wide 60" bar is designed specifically for RANGER® applications
- Features sliding tongue and hitch pins for quickly changing implements
- Rugged steel construction and durable powder-coat finish
- For use with HD 3-Point Hitch System (2881567)

» 2881568

RANGER CREW® 570 FULL-SIZE MY15, RANGER CREW® 570-6 MY16, RANGER CREW® 900 MY14-15, RANGER CREW® 900-5 MY16, RANGER CREW® 900-6 MY16, RANGER XP® 900 MY13-16, RANGER® XP 570 MY 15-16, RANGER® 570 FULL SIZE MY16

ADD ACCESSORIES



60" REAR BLADE / NEW

- Durable 60" x 13" steel blade with replaceable wear bar
- Five-position angle adjustment
- Easy single pin mounting and detachment

» 2881571

RANGER CREW® 570 FULL-SIZE MY15, RANGER CREW® 570-6 MY16, RANGER CREW® 900 MY14-15, RANGER CREW® 900-5 MY16, RANGER CREW® 900-6 MY16, RANGER CREW® DIESEL MY15-16, RANGER XP® 900 MY13-16, RANGER® XP 570 MY 15-16, RANGER® DIESEL MY14-16, RANGER® 570 FULL SIZE MY16

Requires HD 3-Point Hitch (2881567) and Accessory Tool Bar (2881568)



60" LANDSCAPE RAKE / NEW

- Heavy-duty, hardened 1 5/16" landscape tines
- Five positions of adjustability for desired results
- Wide 60" swath for maximum efficiency

» 2881570

RANGER CREW® 570 FULL-SIZE MY15, RANGER CREW® 570-6 MY16, RANGER CREW® 900 MY14-15, RANGER CREW® 900-5 MY16, RANGER CREW® 900-6 MY16, RANGER CREW® DIESEL MY15-16, RANGER XP® 900 MY13-16, RANGER® XP 570 MY 15-16, RANGER® DIESEL MY14-16, RANGER® 570 FULL SIZE MY16

Requires HD 3-Point Hitch (2881567) and Accessory Tool Bar (2881568)



54" DISC PLOW / NEW

- Live axle features two gangs of four cutting discs each
- Five adjustment angles to accommodate different soil types and conditions
- Rugged steel construction and wide 54" design

» 2881569

RANGER CREW® 570 FULL-SIZE MY15, RANGER CREW® 570-6 MY16, RANGER CREW® 900 MY14-15, RANGER CREW® 900-5 MY16, RANGER CREW® 900-6 MY16, RANGER CREW® DIESEL MY15-16, RANGER XP® 900 MY13-16, RANGER® XP 570 MY 15-16, RANGER® DIESEL MY14-16, RANGER® 570 FULL SIZE MY16

Requires HD 3-Point Hitch (2881567) and Accessory Tool Bar (2881568)

LOCK & RIDE



60-GALLON BOOMLESS UTILITY SPRAYER

- Includes a 60-gallon corrosion-resistant polyethylene tank, a 12-volt diaphragm pump and a pressure gauge that lets you adjust the spray pressure
- Can deliver fluids at a rate of up to 3.8 gpm with a 45 psi maximum
- Includes a deluxe pistol grip handheld sprayer with an adjustable nozzle and 25' of hose
- Boomless nozzles can deliver across a full 30' spray-coverage area
- Easy to install in rear cargo box with mounting brackets

» 2879799

DIESEL MY 15-16, CREW DIESEL MY 15-16, XP 900 MY 13-16, CREW 900 MY 13-16, XP 570, CREW 570 FULL SIZE MY15, CREW 570-6

LOCK & RIDE



40-GALLON BOOM UTILITY SPRAYER

- Use this sprayer to apply liquid applications to yard, garden or field
- Corrosion-resistant polyethylene tank has 40-gallon capacity to tackle big jobs
- Lock & Ride® technology: Sprayer mounts quickly and easily in rear cargo box
- Delivers applications evenly from adjustable boom
- Connection to vehicle's electrical system accesses power for spray pump
- Ready For Roundup®

» 2880637

570 MY 15-16, ETX MY15-16, EV MY15-16, CREW 570 MY15-16, EV LI-ION MY 16



CARGO BOX LIFT

- Heavy-duty actuator raises/lowers cargo box
- All mounts are integrated into the chassis for easy installation
- Dump dirt, sand or mulch at the flip of a switch
- Includes all hardware and a dash-mounted switch
- Box does not work with Dual Battery Kit (2876535) for RANGER® MY 05-08

» 2879199

XP 900 MY 13-16, CREW 900 MY 14-16, XP 570 MY 15-16, CREW 570 FULL-SIZE MY 15, CREW 570-6, DIESEL MY 15-16, CREW DIESEL MY 15-16

» 2877054

2X4, 4X4, XP MY 05-08, 4X4, XP, HD, CREW MY 09-14, DIESEL MY 11-14, CREW DIESEL MY 12-14, 400/500 MY 10-14

» 2878266

6X6 MY 11-14



HITCH MOUNTED MATERIAL SPREADER

- Attaches easily and securely to tow hitch and distributes materials evenly and efficiently
- Tackle big jobs in yards, fields and gardens
- Spread seeds, fertilizer, chemicals and more
- Connects with vehicle's electrical system to power spreader motor

» 2880429

XP 570 MY 15-16, CREW 570 FULL-SIZE MY 15, CREW 570-6, XP 900 MY13-16, CREW 900 MY 14-16, DIESEL MY 15-16, CREW DIESEL MY 15-16

MATERIAL SPREADER GATE CONTROL KIT

» 2880815

MATERIAL SPREADER MOUNT KIT

» 2880816



BRUTUS CARGO BOX UTILITY SPREADER

- Salt and sand spreader ideal for winter applications
- Dash-mounted controller enables adjustment of auger, spinner and vibrator from operator's seat
- Heavy duty poly hopper construction
- Top screen and fitted weather cover included
- Heavy-duty vibrator included

» 2881122

RANGER® DIESEL HST, RANGER® DIESEL HST DELUXE Mounting Kit (2881123) Required



LOOK FORWARD TO THE NEXT BLIZZARD

It's tough to make the *RANGER*® even more versatile than it already is. But with a set of tracks, you'll do just that. Tread through the deepest snow without concern.



Exclusive Polaris® 20-18 tooth gear ratio, optimized for Polaris® drivetrain



Heavy-duty, wide, rubberized wheels on a UHMW base to distribute the weight of the side-by-side



Large-diameter corner wheels increase the approach angle and easily clear obstacles

Lightest frame on the market

Ground clearance increased by 5"

Approximately 2,470 square inches of footprint for better stability

NEW front dual stabilizer for improved stability

Optimized hub to reduce steering effort and improve handling

STEP 1

SELECT A MOUNT

PROSPECTOR PRO® TRACK MOUNTS

- Prospector Pro® Track Mount
- Remove stock wheels and tires and install this track system mounting hardware. Tracks (sold separately) install on this mounting hardware
- Includes Polaris® *RANGER*® XP side-by-side-specific mounting hardware for Prospector Pro track system

» 2879621

XP 900 MY 13-16, CREW 900 MY 14-16, XP 570 MY 15-16, CREW 570 FULL SIZE MY15, CREW 570-6
For year round use, Polaris® recommends the use of Intake Update Kit (2880673) on any MY13-14 *RANGER*® XP 900 with tracks installed. To keep intake system working optimally, this kit pre-filters out fine snow and dust.

» 2880058

400 MY 10-14, 500 MY 11-14, 800 EFI MY 13-14

» 2880071

XP 570 MY 14, 570 MY 15-16, CREW 570 MY 15-16

STEP 2

SELECT A KIT

PROSPECTOR PRO® TRACK

- Prospector Pro® Track systems are designed, engineered and built specifically for Polaris® side-by-sides such as the *RANGER*® XP
- They deliver the best in performance, reliability and durability in all four seasons
- This track system's mounting hardware, drive-system gearing and track design are all engineered and built specifically for Polaris side-by-sides
- Polaris® track systems deliver the utmost in performance and productivity

» 2880757

XP900 MY13-15, CREW 900 MY14-15, XP900 NON-EPS MY16, CREW 900 NON-EPS MY16
500 lb. maximum cargo load with tracks installed

» 2880758

XP900 MY13-15, CREW 900 MY14-15, XP900 FACTORY EPS MY16, CREW 900 FACTORY EPS MY16
500 lb. maximum cargo load with tracks installed

FOR USE ON MODELS THAT COME WITH FACTORY-INSTALLED EPS.

GLACIER PRO PLOW EXTENSION

- Plow on a *RANGER*® or *RZR*® that is equipped with Prospector Pro Track System
- Extends beyond front tracks to accommodate plow blade mounting
- Ensures full plow performance
- Glacier® PRO Plow Systems Only

» 2879621

XP 900 MY 13-16, CREW 900 MY 14-16, XP 570 MY 15-16, CREW 570 FULL SIZE MY15, CREW 570-6

» 2880267

RANGER® 400/500/570 MY16, RANGER® ETX MY16, RANGER® EV MY16

TIRES & WHEELS



PRO ARMOR

For over a decade, Pro Armor® has been recognized as an industry leader in premium off-road accessories. Polaris® has partnered with Pro Armor® to produce a line of tires specially made for Polaris® vehicles. All featured tires are designed for a seamless fit and finish.

FULL TREAD. FULL STYLE.

No component is as important as a quality set of tires and wheels. Our completely new selection of off-road specialist Pro Armor® tires and rugged, stylish wheels deliver the performance and durability you demand wherever you're riding.

BUILD YOUR SET BY SELECTING THE BEST TIRE AND WHEELS FOR WHERE YOU RIDE.



STEP 1

SELECT YOUR TIRES

Choose the tread that best suits your particular riding conditions.



STEP 2

SELECT YOUR WHEELS

Add some style to your ride with a set of tough, attention-stealing wheels.



STEP 3

SELECT YOUR LUG NUTS

Lug nuts not included with wheels or tires.



STEP 4

SELECT YOUR RINGS

Protect your bead lock rings while adding some flair to your wheels.

STEP 5

FINALIZE YOUR SET

Using your tire and wheel selection, select your set and order by visiting your local dealer or learn more by going to Polaris.com.

STEP 1 SELECT YOUR TIRES (4 WHEELS PER SET)



• Tread patterns optimized for extreme traction
• Side walls tested for supreme durability
• Ideal for both hard pack and loose trail



• Industry leading anti-puncture side walls
• Aggressive long lasting tread



• Provides traction and durability
• Built to perform in sand, jagged rocks or any other extreme terrain



• Extra deep treads
• Full wall side bite



• Provides traction and durability
• Built to perform in sand, jagged rocks or any other extreme terrain



• Handles extreme cold
• Holds shape and provide traction



• Flexible "grippy" tread
• Aggressive side bite



PRO ARMOR® ATTACK TIRE

- Unique full-face tread design provides all season traction in any terrain
- Harder durometer lugs promotes extended wear tire life
- Durable 8-ply sidewall resists punctures and leaks
- Also available as a complete wheel and tire combination package

» FRONT | 5415613 | 26" x 9" x 14"
» REAR | 5415614 | 26" x 11" x 14"

ALL RANGER®, RZR®, SPORTSMAN® AND ACE® MODELS



PRO ARMOR® HAMMER TIRE

- Block pattern tread design delivers ideal varied trail and desert traction
- High durometer lug pattern withstands heat, abuse and promotes long tire life
- Large 30-inch design for high-performance applications
- Durable 8-ply sidewall resists punctures and leaks
- Also available as a complete wheel and tire combination package

» FRONT | 5415615 | 30" x 9.5" x 15"
» REAR | 5415615 | 30" x 9.5" x 15"

RZR® XP 1000 MODELS, RZR® XP TURBO



PRO ARMOR® CRAWLER XG TIRE

- Combination square block profile and soft durometer tread design
- Ideal for rock crawling and general trail and desert conditions
- Large 30-inch design for high-performance applications
- Durable 8-ply sidewall resists punctures and leaks
- Also available as a complete wheel and tire combination package

» FRONT | 5415616 | 30" x 10" x 14"
» REAR | 5415616 | 30" x 10" x 14"

RZR® XP 1000 MODELS, RZR® XP TURBO



PRO ARMOR® CRAWLER XR TIRE

- Combination square block profile and soft durometer tread design
- Ideal for rock crawling and general trail and desert conditions
- Compact 28-inch design fits many of today's stock vehicle applications
- Durable 8-ply sidewall resists punctures and leaks
- Also available as a complete wheel and tire combination package

» FRONT | 5415536 | 28" x 10" x 14"
» REAR | 5415536 | 28" x 10" x 14"

ALL RZR® MODELS



PRO ARMOR® DAGGER TIRE

- Multi-performance tire for both mud and loose trail conditions.
- Deep, self-cleaning lug and wide tire design for exceptional mud pit performance
- Rounded profile and "fuller" lug pattern for comfortable on-trail attributes
- Durable 8-ply sidewall resists punctures and leaks
- Also available as a complete wheel and tire combination package

» FRONT | 5415617 | 27" x 9" x 14"
» REAR | 5415617 | 27" x 9" x 14"

ALL RANGER®, RZR®, SPORTSMAN® MODELS



PRO ARMOR® ANARCHY TIRE

- Ultra deep lugs provide maximum traction in the worst mud conditions
- Self-cleaning grooves help maintain maximum traction
- Deep sidewall tread delivers added bite in off-camber conditions
- Wide tire design prevents loss of traction in rutted terrain
- Durable 8-ply sidewall resists punctures and leaks

» FRONT | 5415535 | 29.5" x 9" x 14"
» REAR | 5415535 | 29.5" x 9" x 14"

RANGER XP® 900 HIGH LIFTER EDITION, SPORTSMAN® 850/XP 1000 HIGH LIFTER EDITION, RZR® XP 1000 MODELS AND RZR® XP TURBO



PRO ARMOR® SAND TIRE

- Precision engineered 14-paddle REAR tires offer the ultimate in sand acceleration
- Unique 3-tiered FRONT tire design delivers hard turning bite and straight-line tracking
- Lightweight with flexible sidewalls creates added flotation and stability
- Developed to handle extreme horsepower and high-performance riding
- Also available as a complete wheel and tire combination package

» FRONT | 5415251 | 30" x 11" x 14"
» REAR | 5415252 | 30" x 13" x 14"

RZR® XP 1000 MODELS AND RZR® XP TURBO Available in September 2015



PRO ARMOR® DUNE TIRE

- Affordable sand specific tire ideal for first time dune riders or as a secondary set
- Three-tiered FRONT tire serves up predictable cornering in loose sand
- Lightweight 12-paddle REAR tires tout a flexible sidewall for flotation and acceleration
- Also available as a complete wheel and tire combination package

» FRONT | 5415533 | 28" x 9" x 14"
» REAR | 5415534 | 28" x 11" x 14"

ALL RZR® MODELS Available in September 2015



PRO ARMOR® XD-K TIRE

- Triple belted, Kevlar sidewall ensures extreme puncture resistance
- Rugged 8-ply tire face construction
- Aggressive 1.25" lugs
- REAR tires load rated at 1330lbs; FRONT tires load rated at 1000lbs

» FRONT | 5415756 | 26" x 9" x 12"
» REAR | 5415757 | 26" x 11" x 12"

ALL RANGER®, RZR®, SPORTSMAN® AND ACE® MODELS

Polaris® stock 12" wheels



TERRAINARMOR® NON-PNEUMATIC TIRES

Never get a flat with revolutionary TerrainArmor™ tire technology, the industry's first Non-Pneumatic tire built to sustain damage without compromising functionality or mobility. This polymeric web design can withstand harsh terrain.

» 2880818 | 8" TerrainArmor™ Tire Kit | includes 4 8" tires & speed key kit
RANGER XP® 900 FULL-SIZE MY 13-16, CREW XP 900 MY 14-16, XP 570 MY 15-16,
CREW 570 FULL-SIZE MY 15-16

Ball joint upgrade kit (PN 2880928) required for XP 900 MY13-14, CREW XP 900 MY13-14

*Warranty in accordance with Polaris' recommended usage, including designated payload capacities and limiting speed to 25 mph with speed key kit



1 Year Limited Warranty

TIRES & WHEELS CONTINUED

STEP 2 SELECT YOUR WHEELS



LYTE 14" WHEEL
 » FRONT | 14" x 8"
 ACCENT | 1522548-266
 BLACK | 1522548-458
 » REAR | 14" x 10"
 ACCENT | 1522549-266
 BLACK | 1522549-458
 RZR XP 1000
 Only fits with Sand and Dune tires



HEXLR 15" WHEEL
 » FRONT/ REAR | 15" x 7"
 TITANIUM | 1522173-654
 BLACK | 1522173-458
 RZR XP 1000
 Only fits with Hammer tire
 Requires Billet Rings (See Step 4)



REBLR 14" WHEEL
 » FRONT | 14" x 7" | 1522238-458
 » REAR | 14" x 8" | 1522239-458
 ALL RANGER®, RZR®, SPORTSMAN® AND ACE® MODELS
 Requires Billet Rings (See Step 4)



THRASHER 14" WHEEL
 » FRONT | 14" x 6"
 LUSTER | 1522241-410
 BLACK | 1522241-458
 » REAR | 14" x 8"
 LUSTER | 1522242-410
 BLACK | 1522242-458
 SPORTSMAN® 850 AND SPORTSMAN® XP 1000 MODELS



WYDE 15" WHEEL
 » FRONT/ REAR | 15" x 7"
 ACCENT | 1522550-266
 » FRONT/ REAR | 15" x 7"
 BLACK | 1522550-458
 RZR® XP 1000 MODELS
 *Only fits Hammer tire



SHACKLE 14" WHEEL
 » FRONT | 14" x 7"
 ACCENT | 1522546-266
 BLACK | 1522546-458
 » REAR | 14" x 8"
 ACCENT | 1522547-266
 BLACK | 1522547-458
 ALL RANGER®, RZR®, SPORTSMAN® AND ACE® MODELS



BUCKLE 14" WHEEL
 » FRONT | 14" x 7"
 ACCENT | 1522544-266
 BLACK | 1522544-458
 » REAR | 14" x 8"
 ACCENT | 1522545-266
 BLACK | 1522545-458
 ALL RANGER®, RZR®, SPORTSMAN® AND ACE® MODELS



SPLIT 14" WHEEL
 » FRONT | 14" x 6" | 1522542-458
 » REAR | 14" x 8" | 1522543-458
 ALL RANGER®, RZR®, SPORTSMAN® AND ACE® MODELS



SIXR 14" WHEEL
 » FRONT | 14" x 7"
 LUSTER | 1521507-410
 BLACK | 1521507-521
 MACHINED | 1521507-266
 » REAR | 14" x 8"
 LUSTER | 1521508-410
 BLACK | 1521508-521
 MACHINED | 1521507-266
 ALL RANGER®, RZR®, SPORTSMAN® AND ACE® MODELS



REPLACEMENT CENTER CAPS
 » 1522243 | LUSTER
 » 1522243-458 | FLAT BLACK
 ONLY FITS THRASHER AND HEXLR
 » 1521509-410 | LUSTER
 » 1521509-521 | FLAT BLACK
 FITS ALL WHEELS EXCEPT THRASHER, HEXLR AND WYDE
 Requires 14" Forge Billet Rings
 1522244-133, 1522244-293 or 1522244-589
 » 1522675-458 | FLAT BLACK
 ONLY FIT WYDE® WHEELS

STEP 3 SELECT YOUR LUG NUTS



12 MM LUG NUT KITS
 » 2877385 | SET OF 16 | WITH WRENCH
 » 2877384 | SET OF 4 | NO WRENCH
 » 2204966 | 12 MM LUG NUT WRENCH
 XP 900

SAE® LUG NUTS FOR ALUMINUM WHEELS
 » 2876754 | SET OF 4
 » 2877409 | SET OF 16
 ALL RANGER® MODELS EXCEPT XP 900

STEP 4 SELECT YOUR RINGS



FORGE BILLET RINGS
 • Add high-performance custom style along with reinforced tire mounting security with a set of these Machined Beadlock Rings.
 » VOODOO BLUE | 14" | 1522244-619
 » MACHINED | 14" | 1522244-266
 » WHITE | 14" | 1522244-133
 » INDY RED | 14" | 1522244-293
 » ORANGE CRUSH | 14" | 1522244-589
 » VOODOO BLUE | 15" | 1522240-619
 » MACHINED | 15" | 1522240-266
 » WHITE | 15" | 1522240-133
 » INDY RED | 15" | 1522240-293
 » ORANGE CRUSH | 15" | 1522240-589
 14" OR 15" BEADLOCK WHEELS
 Sold individually

STEP 5 FINALIZE YOUR SET (4 WHEELS PER SET)

TIRES

Using your tire and wheel selection, select your set and order by visiting your local Polaris® dealer or learn more at Polaris.com.

PRO ARMOR® ATTACK 14" FRONT: 5415613 REAR: 5415613	PRO ARMOR® HAMMER 15" FRONT: 5415615 REAR: 5415615	PRO ARMOR® CRAWLER XR 30 FRONT: 5415616 REAR: 5415616	PRO ARMOR® CRAWLER XR 28" FRONT: 5415636 REAR: 5415636	PRO ARMOR® DAGGER 14" FRONT: 5415617 REAR: 5415617	PRO ARMOR® ANARCHY 14" FRONT: 5415535 REAR: 5415535	PRO ARMOR® SAND 14" FRONT: 5415251 REAR: 5415252 Available September 2015	PRO ARMOR® DUNE 14" FRONT: 5415533 REAR: 5415534 Available September 2015

WHEELS

	BUCKLE 14" - ACCENT FRONT: 1522544-266 REAR: 1522545-266	2881335	-	2881560	2881343	2881337	2881341	2881339	2881345
	BUCKLE 14" - BLACK FRONT: 1522544-458 REAR: 1522545-458	2881336	-	2881561	2881344	2881338	2881342	2881340	2881346
	SHACKLE 14" - ACCENT FRONT: 1522546-266 REAR: 1522547-266	2881347	-	2881558	2881355	2881349	2881353	2881351	2881357
	SHACKLE 14" - BLACK FRONT: 1522546-458 REAR: 1522547-458	2881348	-	2881559	2881356	2881350	2881354	2881352	2881358
	SIXR 14" - LUSTER FRONT: 1521507-410 REAR: 1521508-410	2881359	-	2881564	2881371	2881362	2881368	2881365	2881374
	SIXR 14" - BLACK FRONT: 1521507-521 REAR: 1521508-521	2881360	-	2881563	2881372	2881363	2881369	2881366	2881375
	SIXR 14" - MACHINED FRONT: 1521507-266 REAR: 1521508-266	2881361	-	2881562	2881373	2881364	2881370	2881367	2881376
	THRASHER 14" - LUSTER FRONT: 1522241-410 REAR: 1522242-410 Sportsman® XP 1000 only	2881377	-	-	-	2881379	2881445	-	-
	THRASHER 14" FLAT BLACK FRONT: 1522241-458 REAR: 1522242-458 Sportsman® XP 1000 only	2881378	-	-	-	2881380	2881446	-	-
	REBLR 14" - FLAT BLACK FRONT: 1522238-458 REAR: 1522239-458 Requires Billet Rings (See Step 4)	2881381	-	2881382	2881386	2881383	2881385	2881384	2881387
	HEXLR 15" - BLACK FRONT: 1522173-458 REAR: 1522173-458 Requires Billet Rings (See Step 4)	-	2881388	-	-	-	-	-	-
	HEXLR 15" - TITANIUM FRONT: 1522173-654 REAR: 1522173-654 Requires Billet Rings (See Step 4)	-	2881389	-	-	-	-	-	-
	LYTE 14" - ACCENT FRONT: 1522548-266 REAR: 1522549-266	-	-	-	-	-	-	2881394	2881400
	LYTE 14" - BLACK FRONT: 1522548-458 REAR: 1522549-458	-	-	-	-	-	-	2881395	2881401
	WYDE 15" - ACCENT FRONT: 1522550-266 REAR: 1522550-266	-	2881402	-	-	-	-	-	-
	WYDE 15" - BLACK FRONT: 1522550-458 REAR: 1522550-458	-	2881403	-	-	-	-	-	-
	SPLIT 14" - BLACK FRONT: 1522542-458 REAR: 1522543-458	2881404	-	-	-	2881405	-	2881406	2881407


EXTEND YOUR RIDE TIME

Stay out longer with the help of our powerful and technologically superior lighting systems. No other manufacturer can match the range, peripheral lighting and quality found in every Polaris Engineered™ lighting component. When you're looking to take your lighting to the next level, look no further than Polaris.

SUPERIOR TECHNOLOGY

Polaris Engineered™ offers superior performance with technology to light your way. These lights use Polaris®-exclusive LED technology, angled reflectors and a proprietary shape for full-spread light projection so you can see more – not only what's directly in front of you, but also what's in your periphery.

- Traditional LED lights cast a beam of light straight in front of you where our new Polaris®-exclusive tilted reflector technology provides a wider range of vision
- IP67 rated; fully sealed - dust tight, fully submersible for up to one meter
- Durable integrated mounting locations on Polaris® machines
- 1 year warranty
- All light bars come pre-wired
- High grade CREE LEDs




INTEGRATED 25/40 TILTED OUTER LIGHTS AND 10 DEGREE CENTER LIGHTS PROVIDE A MORE COMPLETE LIGHTING EXPERIENCE. TECHNOLOGY ONLY AVAILABLE ON THE 13" AND 35" LED LIGHT BARS.

NEW REFLECTOR TECHNOLOGY OFFERS GREAT PERIPHERAL AND FORWARD DISTANCE WITH OVER 750 FEET OF EFFECTIVE LIGHT

GREATER RANGE

Seeing is believing. The graphs and diagrams below show the illuminating power of Polaris lights, and the lighting quality compared to stock headlights.



LIGHTING




REMOTE-OPERATED SWIVEL LIGHT / **NEW**

- High intensity 200,000 candela illumination
- Wireless remote controls full 360 degree rotation and up to 135-degrees of tilt
- Secure roof mount design with rubber gasket for a watertight seal
- Weatherproof design keeps elements at bay, UV and salt resistant case
- High-torque 12-volt DC integrated control motors
- Quality construction with up to 50,000 hour lifespan bulb

» 2881572

RANGER CREW® 570 FULL-SIZE MY15, RANGER CREW® 570-6 MY16, RANGER CREW® 900 MY14-15, RANGER CREW® 900-5 MY16, RANGER CREW® 900-6 MY16, RANGER CREW® DIESEL MY15-16, RANGER XP® 900 MY13-16, RANGER® XP 570 MY 15-16, RANGER® DIESEL MY14-16

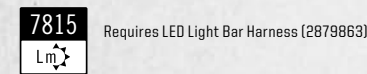


35" LED LIGHT BAR

- Convenient, versatile lighting that will enhance your riding experience
- 35" LED Light Bar elevates the vehicle's sporty, high-performance style
- Polaris® exclusive & manufactured by Vision X
- Installs quickly & easily into designated mounting locations and connects to vehicle's electrical system
- Delivers reliable performance & outstanding value
- Dust proof and waterproof up to one meter; tested to IP67 standards
- Premium 5 watt CREE XPG-2 LEDs
- 35.43" x 2.76" x 2.17" (90 cm x 7 cm x 5.5 cm)

» 2880527

ALL RANGER® MODELS 05-16

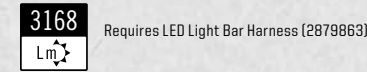


13" LED LIGHT BAR

- Convenient, versatile lighting that will enhance your riding experience
- 13" LED Light Bar elevates the vehicle's sporty, high-performance style
- Polaris® exclusive & manufactured by Vision X
- Installs quickly & easily into designated mounting locations and connects to vehicle's electrical system
- Delivers reliable performance & outstanding value
- Dust proof and waterproof up to one meter; tested to IP67 standards
- Premium 5 Watt CREE XPG-2 LEDs
- 13.39" x 2.76" x 2.17" (34 cm x 7 cm x 5.5 cm)

» 2880530

ALL RANGER® MODELS 05-16

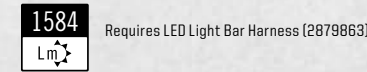


7" LED LIGHT BAR

- Convenient, versatile lighting that will enhance your riding experience
- 7" LED Light Bar elevates the vehicle's sporty, high-performance style
- Polaris® exclusive & manufactured by Vision X
- Installs quickly & easily into designated mounting locations and connects to vehicle's electrical system
- Delivers reliable performance & outstanding value
- Dust proof and waterproof up to one meter; tested to IP67 standards
- Premium 5 Watt CREE XPG-2 LEDs
- 6.69" x 2.76" x 2.17" (17 cm x 7 cm x 5.5 cm)

» 2880624

ALL RANGER® MODELS 05-16



30" LED LIGHT BAR / **NEW**

- 30" light bar featuring 15 LED lights
- Produces 7815 Lumens of brilliant white light
- Slim, extruded aluminum housing for low profile mounting
- Powder-coated black finish
- Under Visor Light Bar Mount (2881203) recommended

» 2881324

ALL RANGER® MODELS 05-16



Requires LED Light Bar Harness (2879863)



CANNON LIGHT / **NEW**

- 4" bullet style light produces 1052 Lumens of light
- Durable housing protects lights from rocks and debris
- Includes single 4" light, mount, amber euro cover and amber spot cover

» 2881471

ALL RANGER® MODELS 05-16



STROBE LIGHT (NOT SHOWN)

- Allows you to be seen in high-traffic areas and in reduced-visibility situations
- Attaches with a mounting bracket on the top of the cab frame

» 2873014

CREW 800

05-current models use 2875013 rear harness Rear Accessory Wire Harness Kit (2873868) Required

UNIVERSAL LED HARNESS (NOT SHOWN)

- Required for installation of LED Headlight Kits (sold separately)

» 2879863

ALL RANGER® MODELS 05-16



2" LED LIGHT

- 10-watt LED light
- Max output of 900 lumens
- Weather-proof connectors with plug-and-play harness
- Die-cast aluminum housing with interlocking omni-link system and stainless steel hardware

» 2878715

ALL RANGER® MODELS 05-16

Also found on Pg 67



BILLET CLAMP

- Premium look and secure, reliable performance
- Sold individually

» 2878907

ALL RANGER® MODELS EXCEPT XP 900 1.75" Frame

» 2878906

ALL RANGER® MODELS EXCEPT XP 900 1.5" Frame




FAST CLAMP

- Attaches to rollcage for easy light mounting
- Sold individually

» 2858880

ALL RANGER® MODELS EXCEPT XP 900



ACCENT LIGHTING KIT / **NEW**

- Set includes 4 LED pods
- Durable off-road ready construction that is both dust and water-resistant
- Features CREE LED for a long lasting brilliant light
- Easy to install in a variety of creative locations
- Control hub and complete instructions included

» 2880500 | Red

» 2880506 | Blue

» 2881119 | White

ALL RANGER® MODELS

SINGLE ACCENT LIGHT / **NEW**

» 2880532 | Red

» 2880533 | Blue

» 2881176 | White

ALL RANGER® MODELS

LIGHTING HARNESSES

HARNESS	PART NO.	FEATURES
BUSBAR HARNESS	» 2879862	• The busbar harness is required for the installation of larger LED light bars (2879858, 2880527, 2879499, 2879502) • This wire harness kit allows for additional power draw from the busbar
RANGER® 4 / 6 SEAT BUSBAR HARNESS	» 2880055	• Required for the installation of larger LED light bars • Allow for additional power draw from the busbar
DUAL LIGHT HARNESS	» 2878770	• Connections for 2 LED Lights, auxiliary switch
RANGER® UNIVERSAL LED HARNESS	» 2879863	• This harness is required for installation of LED Headlight Kits (sold separately) • Includes rocker switch and connection for one LED light bar

FOR A COMPLETE WIRING HARNESS CHART LISTING, VISIT: POLARIS.COM

AUDIO



LOCK & RIDE® PRO-FIT PREMIUM AUDIO ROOF

- Complete all-in-one system with all components integrated under the roof
- Powerful 400-watts of max-power with a 55Hz to 20kHz dynamic range
- Bluetooth® wireless connectivity for today's smartphones
- Overhead audio head unit is within easy reach of driver or passenger
- Features four powerful, full-range 6x9 speakers for premium sound
- Integrated LED interior flood light and two under-roof, sealed storage pods
- USB charging port and auxiliary audio input cable
- Durable, precision engineered molded roof designed to protect from the elements
- Lock & Ride® technology for quick and easy installation and removal
- Available accessory Light Bar (PN: 2879732) can be installed at front of roof

▶ 2880538

XP 900 MY 13-16, XP 570 MY 15-16, DIESEL MY 15-16
Light Bar Mount Kit (2879732) required for installing a light bar.



DASH-MOUNTED AUDIO KIT

- Create your personal soundtrack for your ride with this Dash-Mounted Audio Kit. It installs easily and securely, has a powerful amp and plays music from a variety of audio sources
- Integrated, automotive-style mounting of head unit and speaker pods into dash
- AM/FM tuner with external antenna for reliable reception
- Powerful 45-watt x 4-channel amplifier for premium-quality sound
- USB input to connect MP3 player or other audio sources
- Bluetooth® compatible for wireless streaming of music

▶ 2879248

XP 900 MY 13-16, CREW 900 MY 14-16, 570 MY 15-16, CREW 570 FULL-SIZE MY 15, CREW 570-6, DIESEL MY 15-16, CREW DIESEL MY 15-16

Auxiliary Battery Harness (2879685) needed for Full-Size Crew MY14-15 (sold separately)

▶ 2879971

XP 570 MY 15-16, CREW 570 MY 15-16, ETX MY 15-16, EV MY 15-16, LI-ION MY 16

Auxiliary Battery Harness (2879685) needed for Crew models (sold separately)



AUDIO PODS / NEW

- Two 8" coaxial speakers with 1" titanium tweeters in weatherproof enclosures
- Self-powered 200-watt per speaker output
- Backlit LED illumination selectable between red and blue**
- Rotating, low-profile, rubber isolated mounts
- Durable black satin finish
- Includes waterproof connections
- Requires audio harness, head unit or Bluetooth® Remote (2881470)

▶ 2881227

ALL RANGER® MODELS
AVAILABLE IN SEPTEMBER 2015

BLUETOOTH® AUDIO REMOTE / NEW

- Bluetooth® technology allows you to play music through speakers of choice
- Mount anywhere and control music with easy to use push-button pad
- Keep your iPod®, smart phone or tablet stowed away safely
- Ideal addition to accessory Polaris® Audio Pods (2881227)



▶ 2881470

Available in September 2015



"WHEN I'M RIDING, I LISTEN TO ROCK ON THE ROCKS AND COUNTRY ON THE TRAIL."

– TIM R., POLARIS OWNER



SOUND BAR 8 / NEW

- Six midrange/midbass speaker and two dedicated tweeters
- Integrated, self-powered amplifier for easy installation
- Bluetooth® or wired audio input with variable output
- Large easy-to-use external controls
- Aluminum, black finish housing with low profile, clamp-on mounts
- Includes mounts, audio bar, waterproof connections and instructions
- Excellent audio building block when paired with sub woofer and audio pods

▶ 2881465

ALL RANGER® MODELS
AVAILABLE IN SEPTEMBER 2015



SOUND BAR 4 / NEW

- Dual midrange/midbass speaker and two dedicated tweeters
- Integrated self-powered amplifier for easy installation
- Bluetooth® or wired audio input with variable output
- Large, easy to use external controls.
- Aluminum, black finish housing with low profile clamp-on mounts
- Includes mounts, audio bar, waterproof connections and instructions
- Excellent audio building block when paired with sub woofer and audio pods

▶ 2881230

ALL RANGER® MODELS
AVAILABLE IN SEPTEMBER 2015



WATERPROOF BLUETOOTH® AUDIO

- MBQuart Audio Technology
- Kit includes four mounting configurations
- Self contained wireless audio unit provides a rider with rich, powerful, high-quality audio
- Mounts easily to the handlebars, roll cage or fits in your dashboard storage area
- IPX4 rated for water and dust resistance
- Simple controls on top of unit adjust volume and function
- Audio unit has Bluetooth® connectivity with voice prompts and voice commands (voice commands on iOS only)
- Internal LiPo rechargeable battery provides 12 hours of music between charges
- Unit can be easily removed from your RANGER® between rides for recharging and for use in other applications

▶ 2880458

ALL RANGER® MODELS

COMFORT & CONVENIENCE



HEATED STEERING WHEEL / NEW

- Heated steering wheel with rotational power device for a clean installation
- Dash mounted on/off rocker switch control
- Polaris® branded center cap
- Includes all necessary hardware, wiring on connections for clean and easy install

▶ 2881573

ALL RANGER® FULL SIZE AND 2 SEAT / 4 SEAT
Dash mounted rocker switch



REAR VIEW MIRROR / NEW

- Stamped steel frame and backing plate with large 2.5"x14" convex mirror
- Quick glance, wide-angle viewing for maximum visibility
- Easy installation with stamped steel mounts
- Up to 10-degrees of adjustability to adapt to different sized riders

▶ 2881439

RANGER CREW® 570 FULL-SIZE MY15, RANGER CREW® 570-6, RANGER CREW® 900 MY14-15, RANGER CREW® 900-5 MY16, RANGER CREW® 900-6 MY16, RANGER CREW® DIESEL MY15-16, RANGER XP® 900 MY13-16, RANGER® XP 570 MY 15-16, RANGER® DIESEL MY14-16



REAR VIEW MIRROR

- Installs easily: Mount bolts into your choice of pre-designated mounting locations on vehicle frame
- Mirror attaches to mount and is adjustable
- Convex design provides broad, expanded view of what's behind or alongside the vehicle
- Can be used with roof, windshield and other accessories

▶ 2879969

XP 900 MY 14-16, CREW 900 MY 14-16, XP 570 MY 15-16, CREW 570 FULL SIZE MY 15, CREW 570-6, 570 MY 15-16, CREW 570 MY 15-16, ETX MY 15-16, EV MY 15-16, DIESEL MY 15-16, CREW DIESEL MY 15-16, EV LI-ION MY 16

*Dealer installation required



SPEEDKEY®

- Yellow Speedkey® governs vehicle speed to maximum of 25 mph
- RANGER® owner can control top speed available to individual operators

▶ 2879988

XP 900 MY 14-16, CREW 900 MY 14-16, 570 FULL-SIZE MY 15-16, CREW 570 FULL SIZE MY 15, CREW 570-6, 570 MY 15-16, CREW 570 MY 15-16, ETX MY15-16

Dealer installation required

▶ 2879290

XP 900 MY 13

*Dealer installation required



HEATED SEAT KIT

- Enjoy heated seats for extra cold-weather comfort
- Heater units install in stock seat cushions
- Includes all wiring and installation instructions
- Requires Battery Connection Cable (2879388) with RANGER® XP 900 or prior installation of winch or stereo kit

▶ 2879271

XP 900 MY 13-16, CREW 900 MY 14-16, XP 570 MY 15-16, CREW 570 FULL SIZE MY 15, CREW 570-6, DIESEL MY 15-16, CREW DIESEL MY 15-16

**For front seats in Crew Vehicles



GATED SHIFTER / NEW

- Creates positive shift points between forward and reverse gears
- Eliminates accidental shifts to park or high-range
- Reduces stress on shift linkage and driveline components
- Perfect for plowing applications

▶ 2880834

RANGER CREW® 570 FULL-SIZE MY15, RANGER CREW® 570-6 MY16, RANGER CREW® 900 MY14-15, RANGER CREW® 900-5 MY16, RANGER CREW® 900-6 MY16, RANGER CREW® DIESEL MY15-16, RANGER XP® 900 MY13-16, RANGER® XP 570 MY 15-16, RANGER® DIESEL MY14-16



NOISE REDUCTION KIT / NEW

- Sound absorbing material helps to reduce unwanted cab noise
- Designed for full-cab enclosures
- Install easily to rear cab panel

▶ 2881508

RANGER CREW® 570 FULL-SIZE MY15, RANGER CREW® 570-6 MY 16, RANGER CREW® 900 MY 14-15, RANGER CREW® 900-5 MY 16, RANGER CREW® 900-6 MY16, RANGER CREW® DIESEL MY 15-16, RANGER XP® 900 M Y13-16, RANGER® XP 570 MY 15-16, RANGER® DIESEL MY14-16

Full-Size: This kit only works with Poly or Premium roofs installed. (2878851, 2878849, 2879642, 2880642, 28799790)

Mid-Size: This kit only works with Poly roofs installed. (2879952, 2879953, 2880634, 2880635)



INTERIOR DOME LIGHT KIT

- Weather-proof connectors with plug-and-play harness
- Push-button switch for easy on and off

▶ 2879270

XP 900 MY 13-16, CREW 900 MY 14-16, XP 570 MY 15-16, CREW 570 FULL-SIZE MY 15, DIESEL MY 15-16, CREW DIESEL MY 15-16, ETX MY 15-16, EV MY 15-16, 570 MY15-16, CREW 570 MY15-16, EV LI-ION MY 16

Full-Size: This kit only works with Poly or Premium roofs installed. (2878851, 2878849, 2879642, 2880642, 28799790)

Mid-Size: This kit only works with Poly roofs installed. (2879952, 2879953, 2880634, 2880635)



HORN KIT / NEW

- Instant, assertive sound for safety
- Can be mounted out of sight under cowl.
- Connects directly to vehicles electrical system
- May require Battery Connection Cable for installation.

▶ 2875048

RANGER CREW® 4X4 700 EFI MY08, RANGER CREW® 500 EFI MY11-13, RANGER CREW® 570 EFI MY14, RANGER CREW® 700 EFI MY09, RANGER CREW® 800 MY10-14, RANGER CREW® DIESEL MY11-14, RANGER XP® 800 MY10-14, RANGER® 2X4 500 CARB MY07-09, RANGER® 400 MY10-14, RANGER® 4X4 500 CARB MY07 RANGER® 4X4 500 EFI MY07-09, RANGER® 4X4 700 EFI MY07-08, RANGER® 500 EFI MY09-13, RANGER® 570 EFI MY14, RANGER® 6X6 MY16, RANGER® 6X6 700 EFI MY07-10, RANGER® 700 EFI MY09, RANGER® 800 6X6 MY10-14, RANGER® 800 EFI 2 SEAT / 4 SEAT MY13-14, RANGER® 800 HD EPS MY10-13, RANGER® DIESEL MY11-13, RANGER® EV MY10-14, RANGER® LSV MY10-12, RANGER® 570 FULL SIZE MY16

LIGHT BAR MOUNT KIT

Required to install a light bar on Premium Audio Roof (2880538).

▶ 2879732

XP 900 MY 13-16, XP 570 MY 15-16, DIESEL MY 15-16



HORN KIT

- Horn provides a means of instantly & loudly alerting others to potential hazards
- Horn can conveniently get people's attention and alert them to the presence of the RANGER® or its riders
- Connects to vehicle's electrical system for power

▶ 2879273

XP 900 MY 13-16, DIESEL MY 15-16, CREW DIESEL MY 15-16, XP 570 MY 15-16, CREW 570 FULL SIZE MY 15, CREW 570-6, 570 MY 15-16, CREW 570 MY 15-16, ETX MY 15-16, EV MY 15-16, EV LI-ION MY 16

Requires Battery Connection Cable (2879388) or prior installation of winch or stereo kit with XP 900, CREW 900, XP 570 and CREW 570 Full Size

Requires Battery Connection Cable (2880929) or prior installation of winch or stereo kit with ETX, 570 2 seat / 4 seat, CREW 570 2 seat / 4 seat

Also found on Pg 67

TECH & ELECTRONICS

POLARIS® INTERACTIVE DIGITAL DISPLAY 2.0

NEW FEATURES

- Control of Bluetooth® audio media streaming with track and artist display
- Backup camera display (if enabled and supported by hardware, will be shown when shifting to reverse.)
- Forward camera display (if enabled and supported by hardware, will be added to the main screens when cycling using the far left button)
- Exporting capabilities for created tracks and waypoints from the display to USB drive
- Course up arrow option with rotating background map now available
- Distance to a selected waypoint shown on the map screen
- Automatic day/night brightness change based on time of day and day of year
- New riding screen with increased visibility to important diagnostics, gear indicator enlarges on gear change

STANDARD FEATURES

- Simple and seamless – Polaris® has developed the first of its kind; this display will put you at the center of your riding experience in a whole new way.
- High resolution, 4.3" full color LCD display
 - Bluetooth® connectivity allows you to pair your smart phone and check missed calls, text message, battery life and signal strength
 - Diagnostics screen displays vehicle fault codes (NEW: Voltage and engine temp faults will pop up and turn red at critical levels)
 - GPS Connectivity offers exact location information including elevation, latitude/longitude and compass bearings

» 2880402

XP 900 MY 13-16, CREW 900 MY 14-16, XP 570 MY 15-16, RANGER CREW® 570 FULL-SIZE MY15, RANGER CREW® 570-6, DIESEL MY15-16, CREW DIESEL MY 15-16

Requires RANGER® install kit (2880567)

Extension Harness required for CREW (2413116)

REVERSE CAMERA ACCESSORY

» 2881653

POLARIS® INTERACTIVE DIGITAL DISPLAY INSTALL KIT

- Includes all new instrument panel, necessary mounting hardware, wiring harness, etc. to install the Polaris® Interactive Digital Display

» 2880567

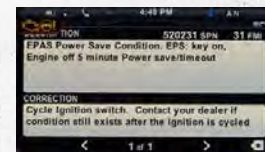
XP 900 MY 13-16, CREW 900 MY 14-16, XP 570 MY 15-16, RANGER CREW® 570 FULL-SIZE MY15, RANGER CREW® 570-6, DIESEL MY15-16, CREW DIESEL MY 15-16



Connect your device and play your favorite songs



Check missed calls and text messages without pulling out your phone



Diagnostics screen displays fault codes and suggested actions to take

INTRODUCING POLARIS® LINK POWERED BY

RIDERX™

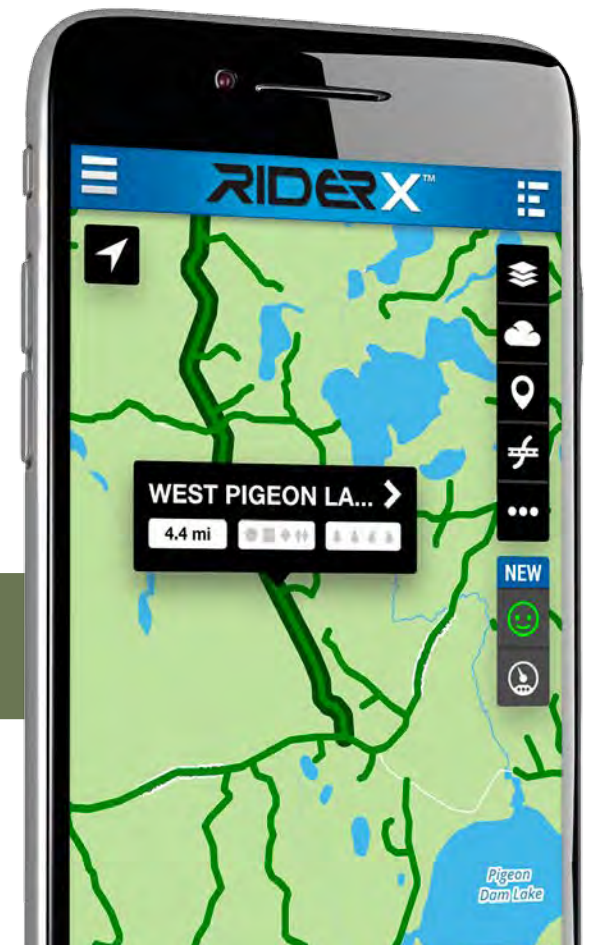
Become integrated into your riding experience with the Polaris® Link, powered by RiderX™. The wireless link easily plugs into your vehicle to record diagnostics and information. The data is transferred wirelessly via Bluetooth® to your cellular device, where you review with your RiderX™ mobile application. *Polaris® Link supplies data to your phone wirelessly from your machine including:

- Real-Time Gauge with speed, RPM and average miles per gallon
 - Vehicle Statistics including fuel rate, battery voltage and engine hours
 - Vehicle Diagnostics that display error codes and preferred dealer communication
- Full functionality requires compatible Bluetooth® smartphones

POLARIS® WIRELESS LINK / NEW

- Wiring harness connects Polaris® Wireless Link for most versatile connection in the greatest number of off-road locations to your machine
- Harness connects easily to vehicle electrical system and to the link

» 2879855



TO DOWNLOAD THE RIDERX™ APP
TEXT ORV1 TO 82350



TRANSFORM YOUR OFF-ROAD EXPERIENCE



Nothing will transform your riding experience as much as RiderX. A multi-platform experience, RiderX is your adventure manager. Plan your routes, find new trails, monitor your vehicle and much, much more. RiderX features are accessible through the web, our RiderX app on your smartphone and in-vehicle integrations.

FOR MORE INFO, VISIT RIDERX.COM

TECH & ELECTRONICS CONTINUED

POLARIS® XTR GPS BY LOWRANCE®

- Know where you are with premium GPS
- Fully integrated custom dash mount for a clean look
- Marine-grade technology to withstand rigors of harsh off-road environments
- 5" high-definition color display eliminates glare
- Oversized controls for operation with gloves
- Requires installation mount (sold separately)

» 2879174

XP 900 MY 13-14, CREW 900 MY 14

If the XTR GPS is being purchased for a model that has a metal roof installed, you will also need to purchase an NMEA 2000 Compatible antenna. This is NOT sold through Polaris®.

SOUTHWEST REGION HD MAP CARD (NOT SHOWN)

» 2879424

NORTHWEST REGION HD MAP CARD (NOT SHOWN)

» 2879425

NORTH CENTRAL REGION HD MAP CARD (NOT SHOWN)

» 2879426

SOUTH CENTRAL REGION HD MAP CARD (NOT SHOWN)

» 2879427

GREAT LAKES REGION HD MAP CARD (NOT SHOWN)

» 2879428

SOUTHEAST REGION HD MAP CARD (NOT SHOWN)

» 2879429

NORTHEAST REGION HD MAP CARD (NOT SHOWN)

» 2879430

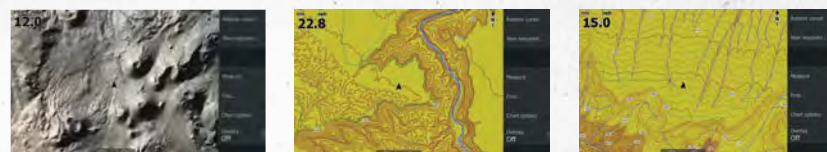
LOWRANCE® GPS MOUNT (NOT SHOWN)

» 2879176

XP 900 MY 13-14, CREW 900 MY 14.



Polaris®-Exclusive Highly Detailed Off-Road Mapping



EPS KIT (ELECTRONIC POWER STEERING)

- Enjoy smooth, easy, precise responsive automotive-quality power steering
- EPS provides a light steering feel in all situations, including low-speed maneuvering through challenging terrain
- Enjoy your riding more and stay fresher throughout a day of riding

» 2879970

570 MY 15-16, CREW 570 MY 15, ETX MY 15

» 2879259

XP 900 MY 13

» 2880083

XP 900 MY 14-16, CREW 900 MY 14-16, XP 570 MY 15-16, RANGER CREW® 570 FULL-SIZE MY15, RANGER CREW® 570-6, DIESEL MY15, CREW DIESEL MY15

REVERSE WARNING KIT

- Activates automatically when vehicle is in reverse
- Invaluable when visibility behind the vehicle is obstructed and on busy job sites

» 2880631

570 MY 15-16, CREW 570 MY 15-16, ETX MY 15-16, EV MY 15-16, EV LI-ION MY 16

- Sounds alarm when vehicle is in reverse

- Adds extra measure of safety at work and play

» 2876228

ALL RANGER MODELS INCLUDING DIESEL MY15-16, EV AND LSV EXCEPT DIESEL MY05-14 AND EV MY15-16, EV LI-ION MY 16

Requires harness 2880173 when installed on 2014 RANGER® 570 mid-size

AUXILIARY BATTERY KIT (NOT SHOWN)

» 2880555

EV MY 15

Recommended to use up to two batteries (4010630).

» 2879031

EV MY15

2879031 Battery Kit MY 12-14

EV QUICK CHARGING KIT (NOT SHOWN)

» 2880556

EV MY 15-16

DIESEL BLOCK HEATER

- Provides heat to the engine for sure starting in extreme cold
- Includes thermostat for auto shut-off to prevent overheating

» 2880826

DIESEL MY 15-16, CREW DIESEL MY 15-16

HEATER KITS

PART NO.	FITMENT	NOTES
» 2880023	XP 900 MY 13-16, CREW 900 MY 14-16, XP 570 MY 15-16, RANGER CREW® 570 FULL-SIZE MY15, RANGER CREW® 570-6, DIESEL MY 15-16, CREW DIESEL MY 15-16	Includes in-dash defrost, requires cutting of plastics. Adaptor Kit 2881072 required for Diesel MY15
» 2878364	XP 800 MY10-14, 6X6 MY 11-16, CREW 800, HD MY 11-14	Includes in-dash defrost; requires cutting of plastics; does not work with auxiliary battery kit. Requires Defrost Relocation Kit (2858560) with use of bottom-mount windshield wiper
» 2879967	570 MY 15-16, CREW 570 MY 15-16	Riders enjoy heat on-demand for an enhanced cold-weather riding experience. Warm air is also directed toward windshield to defrost it & maintain visibility. Adjustable settings let riders control warm air flow. Installs under dash & draws heat from engine coolant. Includes everything needed for proper installation & reliable operation
» 2878458	800 MID-SIZE, 800 EFI MY 13-14, 400, MY 10-14, 500, CREW 500 MY 10-13	Includes in-dash defrost; requires cutting of plastics. Adaptor Required (2878652) for Ranger 800 2 seat / 4 seat only
» 2878491	800 EFI MY 13-14, 400 MY 10-14, MID-SIZE 500, 570, CREW 570 MY 14-16	This kit includes everything needed to provide a RANGER cab with heat to enhance rider comfort. The 3-speed fan can also be used without heat to circulate air in the cab.

WINDSHIELD WIPER KITS

PART NO.	FITMENT
» 2879754	2879966 LOCK & RIDE® PRO-FIT TIP-OUT GLASS WINDSHIELD, 2879269 LOCK & RIDE® PRO-FIT FIXED GLASS WINDSHIELD
» 2878138	ONLY WORKS WITH PRO-STEEL® TIP-OUT WINDSHIELD 2878214
» 2878025	800 EFI MY 13-14, 400, 500, XP 570 MY 14
» 2879968	570 MY 15-16, CREW 570 MY 15-16, ETX MY 15-16, EV MY 15-16, EV LI-ION MY 16
» 2878271	EV, MY 10-14, LSV MY 11-14

BATTERY CONNECTION CABLE (NOT SHOWN)

- High-gauge connector cable to add electronic accessories
- Required to power accessories on RANGER® XP 900 and RANGER® CREW 900
- Not required if winch or audio systems are installed

» 2879388

ALL XP 900/XP 570/CREW RANGER® MODELS EXCEPT CREW MY 14

» 2879990

ALL 2 SEAT / 4 SEAT RANGER MODELS THROUGH MY16

» 2880929

2 SEAT / 4 SEAT CREW MODELS MY14-16

» 2879685

ALL FULL SIZED CREW MODELS MY14-15

EV MOTOR COOLING KIT (NOT SHOWN)

» 2204419

EV MY 10-14, LSV MY 11-14

Recommended for warm-climate riding

ACCESSORY HARNESS (NOT SHOWN)

» 2412710

XP 900, CREW 900

» 2880173

570 MY 14, CREW 570 MY 14

BATTERY CONNECTION KIT

PART NO.	BATTERY CONNECTION KIT FOR USE WITH XP 900
» 2879271	Heated Seat Kit
» 2879213	Heater Kit
» 2879249	Windshield Washer/Wiper Kit
» 2879199	Cargo Box Lift
» 2879205	27" Dual Stack LED Light Bar
» 2878713	27" LED Light Bar
» 2878714	12" LED Light Bar
» 2878202	4" LED Light Bar
» 2878715	2" LED Light
» 2876684	PIAA® 35-Watt Light
» 2877335	Rally Lights
» 2879273	Horn Kit
» 2881568	Accessory Tool Bar
» 2881570	Landscape Rake

CAB SEAL KITS

PART NO.	FITMENT
» 2880883	CREW 570 MY 15-16
» 2879657	CREW 900 MY 14-16, RANGER CREW® 570 FULL-SIZE MY15, RANGER CREW® 570-6
» 2879385	XP 900 MY 13-15, XP 570 MY 15, DIESEL MY15
» 2880508	570 MY 15, ETX MY 15

TOP 4 GREAT NORTH AMERICAN TRAIL ALTERNATIVES



Dune riders who love Glamis, CA need to try **Oregon Dunes National Recreation Area**.



Trail riders might know about Brimstone, TN, but have you heard about **Taylor Park, CO?**



Desert riders flock to Moab, UT. The **Hualapai ATV Trails in Mesa, AZ** are an awesome alternative.



Paiute Trails, UT is popular. But the **Hatfield-McCoy Trails of southern WV** is a great ride, too.

GOGGLES - PG 82

PROTECT

Equip yourself for the off-road. Our full line of quality riding gear is tested, developed and optimally styled for total performance.

HELMETS - PG 80-81

CASUAL WEAR - PG 88-91

STYLE

Wear your passion for off-roading wherever you go.

DRESS THE PART

Stay safe on the trail, look good off it. Whether you're looking for protective riding gear or comfortable casual wear, be confident knowing that Polaris® clothing and gear is as tough as it is stylish.

HELMETS



GREY FRACTAL



RED FRACTAL



ORANGE FRACTAL



BLUE FRACTAL



PODIUM 2



SLY



DOMINATE

FLY F2[®] HELMET

- Lightweight and impact resistant composite construction shell
- Aircraft grade woven carbon fiber and Kevlar[®] materials
- Dual density liner with two layers of energy absorbing material
- Removable washable liner and cheek pads feature plush sweat absorbing material
- Extensive through helmet cooling vents keep you comfortable in the heat
- Tri-flow goggle vents reduce fogging in cold or high humidity environments
- Custom molded trim and protective integrated nose guard.
- Snell[®] 2010 DOT and ECE approved
- Available in a wide range of colors and graphics
- Styled to match FLY[®] Off-Road Jersey and FLY[®] Off-Road Gloves

- » 2866203 | BLUE FRACTAL / NEW | XS-5XL
- » 2866201 | RED FRACTAL / NEW | XS-5XL
- » 2866202 | ORANGE FRACTAL / NEW | XS-5XL
- » 2866200 | GRAY FRACTAL / NEW | XS-5XL
- » 2866143 | PODIUM 2 | XS-5XL
- » 2865110 | SLY | XS-5XL
- » 2865112 | DOMINATE | XS-5XL

FLY F2[®] REPLACEMENT VISOR

- » 2866207 | REPLACEMENT VISOR- BLUE FRACTAL
- » 2866205 | REPLACEMENT VISOR- RED FRACTAL
- » 2866206 | REPLACEMENT VISOR- ORANGE FRACTAL
- » 2866204 | REPLACEMENT VISOR- GRAY FRACTAL

FLY F2[®] MOUTH PIECE

- » 2866211 | MOUTH PIECE- BLUE FRACTAL |
- » 2866209 | MOUTH PIECE- RED FRACTAL |
- » 2866210 | MOUTH PIECE- ORANGE FRACTAL |
- » 2866208 | MOUTH PIECE- GRAY FRACTAL |

FLY[®] REPLACEMENT PARTS

- » VISOR SCREW KIT | 2863162
- » COLD WEATHER PLUG KIT (XS/S) | 286316401
- » COLD WEATHER PLUG KIT (M/L) | 286316403
- » COLD WEATHER PLUG KIT (XL/2XL) | 286316409
- » BREATH DEFLECTOR | 2863165
- » CHEEK PAD-20MM | 2863195
- » CHEEK PAD-25MM (2XL) | 2863196
- » CHEEK PAD-30MM (L) | 2863197
- » CHEEK PAD-35MM (S, M, L) | 2863198
- » CHEEK PAD-40MM (XS) | 2863199

NEW IMPROVED FIT!
BETTER COMFORT. BETTER RIDE.
SEE IT IN ACTION AT POLARIS.COM/SHOP



BLUE GLOSS



Removable Breath Deflector



RED GLOSS



ORANGE GLOSS



BLACK GLOSS

DEMON HELMET

- Lightweight, protective composite fiberglass shell
- Dual density, removable EPS liner for impact absorption that is moisture-wicking QwickDry[®] and washable
- Aerodynamic, multi-channel flow-through ventilation system
- Snell[®] M2010 and DOT approved

- » 2866126 | RED GLOSS | XS-3XL
- » 2866127 | BLUE GLOSS | XS-3XL
- » 2866128 | ORANGE GLOSS | XS-3XL
- » 2866129 | BLACK GLOSS | XS-3XL

DEMON REPLACEMENT VISOR

- » RED GLOSS | 2866149
- » BLACK GLOSS | 2866150
- » ORANGE GLOSS | 2866151
- » BLUE GLOSS | 2866152

DEMON REPLACEMENT PARTS

- » BREATH DEFLECTOR | 2861233
- » VISOR SCREW KIT | 2869484
- » BREATH DEFLECTOR 2.0 | 2866153
- » CHIN CURTAIN 2.0 | 2866155



RED GLOSS



BLUE GLOSS



BLACK/LIME PUNCH



BLACK/GREY MATTE



BLACK MATTE

TENACITY HELMET

- Lightweight Polycarbonate shell
- Removable, washable liner
- Mouth air intake vent, eyebrow vents and six rear vents
- 3XL size is DOT approved only

- » 2866132 | RED GLOSS | XS-3XL
- » 2866133 | BLUE GLOSS | XS-3XL
- » 2866134 | BLACK/LIME PUNCH | XS-3XL
- » 2866135 | BLACK/GREY MATTE | XS-3XL
- » 2866136 | BLACK | XS-3XL

TENACITY REPLACEMENT VISOR

- » RED GLOSS | 2866144
- » BLUE GLOSS | 2866145
- » BLACK/LIME PUNCH GLOSS | 2866146
- » BLACK/GRAY MATTE | 2866147
- » BLACK MATTE | 2860204

TENACITY REPLACEMENT PARTS

- » VISOR SCREW KIT | 2862120
- » BREATH DEFLECTOR | 2861233

HELMET SAFETY



A proper fit should be a little tight at first. It will loosen up a bit as the helmet is broken in.

There are three helmet safety ratings you'll commonly see:

- DOT (US Department of Transportation)
- ECE (UN Economic Commission for Europe)
- Snell (a non-profit organization dedicated to helmet safety)

Never buy or sell used helmets. The pads have formed to a specific head shape, and will not work properly on a different head.

Helmets are designed to endure a single moderate impact. If involved in any significant crash, replace your helmet.

GOGGLES

509[®] FOR POLARIS[®]

509[®] DIRT PRO GOGGLES / NEW

- Oversized frame for wide field of vision
- Precision fit lenses with optimal clarity
- Durable anti-scratch and anti-fog lens coating
- Available replacement lenses including chrome, polarized and clear
- Hinged strap ensures a more positive fit on face
- Triple layer foam for added comfort and moisture wicking
- 13-port in goggle venting promotes fresh ventilation
- Integrated and removable vented nose guard for added protection
- Sturdy three-post tear-off compatible (Requires Tear Off Pack 2863433)
- Perfect addition to FLY F2[®] Helmet and FLY[®] Off-Road Jersey

- » 2866212 | BLACK STANDARD (CLEAR LENS) | OSFM
- » 2866213 | ORANGE FRACTAL (CHROME LENS) | OSFM
- » 2866214 | BLUE FRACTAL (CHROME LENS) | OSFM
- » 2866215 | RED TECH (FIRE LENS) | OSFM
- » 2866216 | LIME TECH (CHROME LENS) | OSFM
- » 2866217 | RED FRACTAL (CHROME LENS) | OSFM

509[®] DIRT PRO REPLACEMENT LENSES (NOT SHOWN)

- » 2863430 | CHROME | OSFM
- » 2863431 | CLEAR | OSFM
- » 2863432 | BROWN POLARIZED | OSFM
- » 2863433 | TEAR-OFFS | 6 PER PACK | OSFM



RED TECH



ORANGE FRACTAL



BLUE FRACTAL



RED FRACTAL



BLACK STANDARD



LIME TECH



POLARIS[®] TRAIL GOGGLES

- » 2863434 | BLACK | OSFM

POLARIS[®] TRAIL GOGGLES REPLACEMENT LENS (NOT SHOWN)

- » 2863482 | CLEAR | OSFM

GLOVES



ORANGE FRACTAL

BLUE FRACTAL

RED FRACTAL

GRAY FRACTAL

FLY[®] OFF-ROAD GLOVES / NEW

- Outstanding protection, grip and comfort
- Lycra[®] back panels stretch for a perfect fit
- Soft-Flex TPR and embossed neoprene flex-knuckle system deliver protection
- Adjustable wrist closures for an assured fit
- Silicone finger grippers for wet driving conditions
- Reinforced thumb for long life durability
- Padded palm for added comfort and warmth
- Available in several colors to match your vehicle and gear
- Ideally suited for FLY[®] Off-Road Jersey and FLY F2[®] helmet

- » 2866218 | GRAY FRACTAL | S-3X
- » 2866219 | RED FRACTAL | S-3X
- » 2866220 | ORANGE FRACTAL | S-3X
- » 2866221 | BLUE FRACTAL | S-3X

JERSEYS



GRAY

PINK

ORANGE

RED

FLY[®] OFF-ROAD JERSEY / NEW

- Lightweight 100% polyester material in integrated mesh ventilation
- Vibrant sublimated graphics for high visibility and style
- Low profile, multi-directional Lycra[®] stretch collar for comfort
- Non-restrictive shorty cuffs and elastic sleeves for wide range of motion
- Extended tail keeps jersey tucked into pants
- Tagless design for irritation free comfort
- Available in five colors: gray, red, pink, orange and blue
- Matching FLY F2[®] helmet and FLY[®] Off-Road glove available

- » 2866222 | GREY | S-3X
- » 2866223 | RED | S-3X
- » 2866224 | PINK | S-3X
- » 2866225 | ORANGE | S-3X

PROTECTION

TEKVEST



TEKVEST® FREESTYLE

- SHELL: Strong, protective UHMW panels cover shoulders; front and rear mesh panels promote cooling airflow
- FIT: Adjustable strap system for perfect fit
- SAFETY: Optional quick-attach shoulder pads available for upper arm coverage
- ADDITIONAL FEATURES: Large arm openings for unrestricted movement; can be used for snowmobiling and off-roading

» 2862189 | S-3X



TEKVEST® SUPER SPORT

- SHELL: Strong, protective UHMW panels cover shoulders
- FIT: Adjustable belt across lower back ensures proper fit
- SAFETY: Optional quick-attach shoulder pads available for upper arm coverage
- ADDITIONAL FEATURES: Zip-off fleece collar diffuses rising body heat to reduce fogging; large arm openings for unrestricted movement; drop-tail design for extended coverage; 2-stage pockets; can be used for snowmobiling and off-roading

» 2862190 | S-3X



YOUTH TEKVEST® (70-100 LB)

- SHELL: Strong, protective UHMW panels cover shoulders
- FIT: Adjustable side straps and arm straps
- SAFETY: Shoulder pads are included for upper arm protection

» 2862191 | BLACK



TEKVEST® SHOULDER PADS

- Quick-attach shoulder pads allow for upper arm coverage

» 2862192 | S-3X

YOUTH



INTRODUCING KIDS TO RIDING

- » Before anything else, make sure they have a youth helmet that fits properly.
- » Don't start your kids on a machine that's too powerful. Have 6-8 year olds begin with a 50cc ATV and a RZR® 170 for those 10-12.
- » Invest in quality bumpers & brushguards. Little accidents are going to happen.
- » Understanding terrain is essential. Teach them how to read and react to changing conditions.
- » Keep it fun. After all, that's what off-road riding is all about.



YOUTH FLY® OFF-ROAD JERSEY / NEW

All the same great features of our full-size jersey in a youth size. Enjoy the comfort fit, high-flow ventilation, wide range of movement and convenient features in your choice of red or pink color schemes. Why should adults have all the style?

- » 2866227 | RED FRACTAL | S-3X
- » 2866228 | PINK FRACTAL | S-3X



YOUTH RZ MASK

» 2863191 | OSFM

YOUTH RZ MASK REPLACEMENT FILTERS (NOT SHOWN)

» 2863192 | OSFM | 3 per pack



YOUTH MX HELMET

- » 2860174 | BLACK | S-M-L
- » 2862171 | RED | S-M-L
- » 2862172 | BLUE | S-M-L



YOUTH AERO GLOVES

» 2862187 | S-M-L

BEANIES & CAPS



YOUTH REVERSIBLE PRINTED BEANIE

- 100% Acrylic
- Soft screen print

- » 2866190 | GRAY CRACKED | OSFM
- » 2866191 | PINK GEO | OSFM



SIGNATURE BEANIE

- 100% Acrylic with 3M® Thinsulate®

- » 2865141 | BLACK/CHARCOAL | OSFM
- » 2865142 | BLACK/RED | OSFM



MEN'S TRUCKER CAP

- 100% Cotton front panels on the back and bill
- 100% Polyester mesh back panels
- Snapback closure

» 2865103 | OSFM



TEAM CAP

- Cotton twill
- Retro logos

» 2865145 | OSFM



MEN'S THROWBACK

- Wool/spandex blend
- Flexfit sizing S/M and L/XL
- Metal retro Polaris® "P" logo

» 2865144 | S/M

» 2865138 | L/XL

LAYERING



MEN'S U.P. BASE LAYER

- 93% polyester and 7% spandex jersey knit
- Reflective logos
- Lightest weight layering piece in the line-up

» TOP | 2864030 | S-3X

» BOTTOM | 2864031 | S-3X



MEN'S KLONDIKE BASE LAYER

- 93% polyester, 7% spandex jersey knit
- Reflective logos
- Warmest layering piece in the line-up
- Soft-brushed liner for added warmth

» TOP | 2866006 | S-3X

» BOTTOM | 2866007 | S-3X



WOMEN'S KLONDIKE BASE LAYER

- 92% polyester, 8% spandex
- Soft-brushed liner for added warmth

» TOP | 2866025 | S-3X

» BOTTOM | 2866026 | S-3X



ANNAPURNA MID LAYER

- 100% polyester polar fleece, anti-static/anti-pill
- Zippered hand warmer pockets
- Contrast zipper, trim and cuffs
- Polaris® logo on left chest; ellipse on back of shoulders

» 2864020 | BLACK | S-5XL

» 2864019 | NAVY | S-5XL



OPS TECH LONG SLEEVE

- Effective mid-layer in layering system
- AP-360® wicking and antimicrobial
- Excellent moisture wicking performance
- Far-infrared (heat enhancing), anti-static, anti-pill

» 2864096 | S-5XL

MEN'S APPAREL



CRACKED HOODIE

- 100% cotton
 - Heat transfer technology
 - Fleece liner
 - YKK® zippers with custom puller
- » 2866011 | S-3X



COLOR BLOCKED HOODIE

- 100% cotton
 - Fleece liner
 - Embroidered Polaris® logo
- » 2866010 | S-3X



BACKCOUNTRY HOODIE

- 95% cotton, 5% spandex
 - French terry
 - Embroidered logo
- » 2866012 | S-3X



PS-4 EXTREME PIT SHIRT

- 100% Cotton
 - Woven fabric
 - Embroidered logo
- » 2866042 | S-5X



VES PIT SHIRT

- 100% cotton woven fabric
 - Embroidered logo
- » 2866043 | S-5X



LONG SLEEVE TECH QUARTER ZIP

- 92% Polyester, 8% Spandex
 - Heat transfer technology
- » 2866008 | S-3X



SPORT LONG SLEEVE

- 100% polyester silk
 - Heat transfer technology
- » 2866061 | S-3X



BASEBALL LONG SLEEVE TEE

- 100% cotton,
 - Water-based screen print
- » 2866005 | S-5X



TECH POLO

- 100% polyester mesh
 - Wicking treatment technology
 - Embroidered logo
- » 2866009 | S-5X



POLARIS® SPORT SHORT SLEEVE

- 100% polyester silk
 - Heat transfer technology
- » 2866000 | S-3X



BLUE CRACKED TEE

- 100% cotton
 - Water-based screen print
- » 2866001 | S-3X



RUGGED CLOTHING FOR RUGGED RIDERS

IT'S NOT JUST POLARIS VEHICLES AND ACCESSORIES THAT ARE TOUGH. DESIGNED FOR AND BY AVID OFF-ROAD RIDERS, POLARIS GEAR AND APPAREL WILL WITHSTAND YOUR ROUGH-AND-TUMBLE LIFESTYLE. AND OF COURSE, OUR CLOTHING LOOKS GREAT AND IS INCREDIBLY COMFORTABLE, TOO.

WOMEN'S APPAREL



WOMEN'S FULL ZIP FLEECE / NEW

- 100% polyester
- Micro fleece
- » 2866027 | BLACK/PINK | XS-5X
- » 2866028 | BLUE/PURPLE | XS-5X



WOMEN'S KAUMAJET HALF ZIP

- 85% polyester and 5% spandex blend
- 2-needle cover stitch at bottom, sleeves, and body
- Upper collar and center back neck embroidery
- Self-fabric neck taping center front to opposite center front
- » 2865098 | XS-2X



WOMEN'S FLEECE VEST

- 100% polyester
- Micro fleece
- » 2866029 | XS-3X



WOMEN'S CARVED SWEATSHIRT

- 100% cotton
- Fleece liner
- Shoulder zip
- » 2866031 | XS-3X



WOMEN'S ASYMMETRICAL HOODIE / NEW

- 95% cotton, 5% spandex
- French terry
- » 2866033 | XS-3X



WOMEN'S RETRO HOODIE

- 95% cotton, 5% spandex
- French terry
- » 2866030 | XS-5X



WOMEN'S TECH QUARTER ZIP

- 92% polyester
- 8% spandex
- » 2866032 | XS-3X



WOMEN'S RETRO 3/4 SLEEVE TEE

- » 2866022 | XS-3X



WOMEN'S LONG SLEEVE BASEBALL T-SHIRT

- 100% cotton
- » 2866023 | XS-5X



WOMEN'S SHORT SLEEVE TEE

- 100% cotton
- » 2866024 | XS-3X

YOUTH APPAREL



YOUTH CRACKED HOODIE

- 60th Hoodie
- 100% cotton
- 180GSM face, 130GSM
- Fleece liner

» 2866037 | S-XL



YOUTH RETRO HOODIE

- 95% cotton, 5% spandex
- French terry

» 2866039 | S-XL



YOUTH FULL ZIP ICE FLEECE

- 100% polyester
- Micro fleece

» 2866040 | S-XL

SIZING CHARTS

HOW TO MEASURE

1. HEAD: Measure circumference of head just above top of ears, and 1 inch (2.54 cm) above eyebrows.
2. SLEEVE: With your arm fully extended, measure from the center back of neck at spine to the wrist bone.
3. CHEST: Measure under arms around the fullest part of the chest. Be sure to keep tape level across back and comfortably loose.
4. WAIST: Measure around natural waist with loose tape.
5. HIP/SEAT: Place the measuring tape around the body at the fullest part of the lower hip, feet together.
6. INSEAM: Without shoes; measure on inside of leg from groin to the floor.
7. GLOVE SIZE: Measure circumference around your dominant palm at widest point.
XS 5"-7" S 7"-8" M 8"-9" L 9"-10" XL 10"-11" 2XL 11"-12" 3XL 12"-13"

MEN'S SIZING						
SIZE	CHEST	WAIST	HIPS	SLEEVE	INSEAM	SIZE CODE
Small	34-36	31-33	34-36	27-28	30	02
Medium	38-40	35-37	38-40	29-30	31	03
Large	42-44	39-41	42-44	31-32	32	06
X-Large	46-48	43-45	46-48	33-34	33	09
2X-Large	50-52	47-49	50-52	35-36	33	12
3X-Large	54-56	51-53	54-56	35-36	33	14
4X-Large	58-60	55-57	58-60	33-34	33	15
5X-Large	62-64	59-61	62-64	33-34	33	16
Med Tall	38-40	35-37	38-40	29-30	34	05
Large Tall	42-44	39-41	42-44	31-32	35	08
XL Tall	46-48	43-45	46-48	33-34	36	11
2XL Tall	50-52	47-49	50-52	35-36	36	13

WOMEN'S SIZING						
SIZE	CHEST	WAIST	HIPS	SLEEVE	INSEAM	SIZE CODE
X-Small	29-31	21-24	30-33	29	29	02
Small	32-34	25-28	34-37	29	29	02
Medium	35-38	29-32	38-41	30	30	03
Large	39-42	33-36	42-45	31	31	06
X-Large	43-46	37-40	46-49	31	31	09
2X-Large	47-50	41-44	50-53	31	31	12
2X-Large	51-54	45-48	54-57	31	31	15

YOUTH SIZING						
SIZE	CHEST	WAIST	SLEEVE	INSEAM	SIZE CODE	
X-Small	22-23	20-21	14-17	15	01	
Small	24-25	22-23	18-21	18	02	
Medium	26-27	24-25	22-23	21	03	
Large	28-29	26-27	23-24	23	06	
X-Large	30-31	28-29	24-25	25.5	09	

ADULT HELMET SIZE CONVERSIONS				
SIZE	HAT SIZE	INCHES	METRIC	SIZE CODE
X-Small	6.75	21.25	54	01
Small	6.875-7	21.625-22	55-56	02
Medium	7.125-7.25	22.375-22.75	57-58	03
Large	7-7.5	23.125-23.625	59-60	06
X-Large	7.625-7.75	24-24.375	61-62	09
2X-Large	7.875-8	24.75-25.125	63-64	12
3X-Large	8	25-26	65	14

YOUTH HELMET SIZE CONVERSIONS			
SIZE	CIRCUMFERENCE	METRIC	SIZE CODE
Adjustable	Fits S-L	51-54	00
Small	20.375	51	02
Medium	20.875	53	03
Large	21.375	55	06

OGIO® BAGS



OGIO® 9800 ROLLER BAG

- SLED (Structural Load Equalizing Deck) System for increased durability and handling in the harshest of conditions
- Wide mouth LID opening for easy access to all gear compartments
- Large main compartment with adjustable dividers and padded helmet chamber
- iFOM (integrated foam) construction throughout for added gear protection
- Heavy duty oversized wheels with extra clearance
- Telescoping pull handle

» 2864212



OGIO® 8800 TRUCKER

- Wide mouth U-shaped opening for easy access
- Large main ventilated compartment and dual end pockets
- Telescoping pull handle and padded adjustable shoulder strap

» 2864213



OGIO® LOADER 7600

- Large main compartment with easy access opening
- Multi-use large end pocket
- Heavy duty shoulder carry straps with adjustable closure
- Durable reinforced bottom

» 2864214



OGIO® ENDURANCE DUFFEL BAG

- Large wide mouth U-shaped easy access opening
- Specialized shoe compartment
- Dual end and side zippered and accessory pockets
- Custom ergonomic molded interlocking handle
- Padded adjustable shoulder strap

» 2864215



OGIO® BANDIT BACKPACK

- Dedicated fleece lined top loading laptop compartment
- Two fleece lined valuables stash pockets
- Water bottle pocket with bottle lock feature
- Deluxe organization panel with zippered stash pocket
- Soft touch padded neoprene grab handle

» 2864216



OGIO® WATERPROOF BACKPACK

- Completely waterproof roll top construction
- Off-center removable hip belt
- Quick access front zippered stash pocket
- Dual density shoulder straps for maximum comfort

» 2864217

GIFTS / NEW



GLASSES

» 2866265 | POLARIS® PINT GLASS - Set of 2



TRAVEL

» 2866248 | POLARIS® TRAVEL MUG
» 2866249 | POLARIS® WATER BOTTLE



KEY CHAIN

» 2866252 | POLARIS® KEY CHAIN



MONEY CLIP

» 2866255 | POLARIS® MONEY CLIP/POCKET KNIFE



STICKERS

» 2866256 | POLARIS® VINYL WINDOW STICKER
» 2866257 | POLARIS® 6" STICKER
» 2866258 | POLARIS® 12" STICKER
» 2866259 | POLARIS® 24" STICKER
» 2866260 | POLARIS® 48" STICKER
» 2866260 | POLARIS® RANGER STICKER SHEET



USE THE BEST FOR YOUR MACHINE — PS-4 & POLARIS ENGINEERED LUBRICANTS* — PG 100-101

TOOLS AT THE READY — PORTABLE WORKSTATION — PG 94

CLEAN AND MEAN — VEHICLE CARE PRODUCTS — PG 99


POWER UP — POLARIS POWER® INVERTER GENERATORS — PG 96

WRENCH AT ANY LEVEL — X3 CREEPER — PG 95

GET UNDER IT — VEHICLE LIFT — PG 95

STOCK THE GARAGE IN YOUR FAVOR

Parts, lubricants, tool chests, lifts and generators - Polaris® has all of the highest-quality products to keep your off-road vehicle running at peak performance.



"THE NEW POLARIS ENGINEERED™ VEHICLE CARE PRODUCTS ARE GAME CHANGERS. I RACE IN A DIRTY ENVIRONMENT AND USING MUD SHIELD IS THE ULTIMATE ADVANTAGE IN KEEPING THE CAR LIGHT AND THE SPONSORS ON THE SIDE HAPPY!"

— RJ ANDERSON POLARIS® OFF-ROAD RACER #37

TOOL CHESTS / NEW

READY TO WRENCH

If you've got a set of high-quality tools, keep them organized and protected in Polaris' line of premium tool chests and workstations. In the garage or in your vehicle - they go where you need them the most.

POLARIS® ROLLER TOOL CABINETS & CHESTS

- Raise and release drawer pulls keeps drawers secure when moving
- Drawers use roller bearing glides
- Full width wrap-around aluminum drawer pulls
- Tubular theft proof lock and keys



POLARIS® 30" 5-DRAWER ROLLER CABINET



POLARIS® 41" 11-DRAWER ROLLER CABINET

POLARIS® 30" 5-DRAWER ROLLER CABINET

- 30 $\frac{1}{2}$ " W x 41" H x 20 $\frac{1}{2}$ " D

» 2830406 | Textured Finish

POLARIS® 41" 11-DRAWER ROLLER CABINET

- 41" W x 41 $\frac{1}{2}$ " H x 18" D

» 2830408 | Textured Finish
» 2830451 | High Gloss Finish

POLARIS® 41" STANDARD TOP CHEST

- 40 $\frac{1}{2}$ " W x 20 $\frac{1}{2}$ " H x 19 $\frac{1}{2}$ " D

» 2830450 | High Gloss Finish

POLARIS® 41" STANDARD TOP CHEST



STACK THEM UP: For even more storage stack the Polaris 41" Standard Top or Workstation and Roller Cabinet together



POLARIS® 30" PORTABLE WORKSTATION

- 30 $\frac{1}{2}$ " W x 20 $\frac{1}{2}$ " H x 17 $\frac{1}{2}$ " D
- 18-gauge steel construction
- Power tool rack with built-in power strip and 2 USB ports
- 35 wrench slots Lockable lid
- Gas spring raises lid when unlatched for easy access

» 2830405
Tools not included



POLARIS® 41" PORTABLE WORKSTATION

- 41" W x 21 $\frac{1}{2}$ " H x 17 $\frac{1}{2}$ " D
- 16-gauge steel construction
- Power tool rack with built-in power strip and 2 USB ports
- 39 wrench slots
- 222 socket pegs
- 47 driver holders
- Socket tray lifts to access more tool storage underneath
- Lockable lid with double cut keys

» 2830407
Tools not included

CUSTOMIZE YOUR TOOL CHEST

WITH POLARIS® GRAPHIC PACKAGES
VIEW THEM ALL AT POLARIS.COM

POLARIS® BADGE

- Add RZR® or Ranger® badges to customize your roller cabinet or workstation

» 2830412 | RZR®

» 2830413 | Badge

POLARIS® POWER TOOL CADDY

- Heavy-duty steel finished in silver powder-coat
- Hangs from fence rail of roller tool cabinets
- Holds up to four power tools

» 2830430
Tools not included

POLARIS® HAND TOOL CADDY

- Heavy-duty steel finished in silver powder-coat
- Hangs from fence rail of roller tool cabinets
- Holds tools, rags, spray cans and more

» 2830431
Tools not included

SHOP PRODUCTS / NEW

POLARIS® VEHICLE LIFT

- Easily and safely lifts vehicles
- Operates using convenient foot pedal or lifts effortlessly with compressed air (approximately 125psi)
- Specifically designed to lift and secure off-road utility vehicles offering a tremendous safety advantage as opposed to the use of jacks and stands designed to lift and hold cars
- Positive dual locking safety catch

» 2830424 | 1,250 LB

» 2830425 | 2,300 LB



POLARIS® VEHICLE LIFT ATTACHMENTS

- » 2830426 | Snowmobile Attachment
- » 2830427 | ATV/Polaris ACE® Attachment
- » 2830428 | RZR®/RANGER® Attachment



POLARIS® X3 CREEPER

- Sturdy steel frame construction
- Maximum 450 lb. working capacity
- 3 working positions: sit, recline and flat
- Ultra low flat position that is up to a full 2-inches lower than other creeper designs
- Six full-bearing, oil-resistant, solid PVC casters that are non-marking

» 2830429



POLARIS® MAGNETIC PARTS TRAY

- Keeps nuts, bolts, fasteners and small tools within easy reach
- Soft, rubberized covering over magnets prevents damage to finished surfaces
- Corrosion resistant stainless steel tray
- 5.375" W x 9.365" L x 1.25" D

» 2830432



POLARIS® 12" HI-TORQUE RATCHETING DRIVER

- Stainless steel shaft with fixed position tip
- Forward and reverse ratcheting action
- Rated up to 250 inch-pounds (35 kg/m) of torque
- Convenient bit storage inside handle
- Screwdriver bits made of S2 steel

» 2830434



GREASE GUN KIT

- Tough steel construction and pistol grip design
- Front and top-pipe outlet mounts accept both 6" rigid pipe nozzle and 12" 12,000 psi flex hose
- Comes with standard zerk fitting

» 2871312 | 4 per case



POLARIS® LED POCKET FLASHLIGHT

- Bright 1 watt LED bulb generates 90 Lumens of light
- Capable of lighting up to 200-feet
- Includes two AAA Duracell® batteries

» 2830436



POLARIS® 33" TELESCOPIC MAGNET

- Strong magnetic pick-up end
- Extends from 6.5" to 33"
- Up to 5-pounds of holding strength
- Features shielded side for targeted pickup
- Easy to grip, Polaris® branded handle

» 2830435



POLARIS® SHOP TOWELS

- Durable blue shop towels work like cloth
- Contains 50% post consumer and industrial recycled fibers
- Ideal for medium to heavy duty cleaning

» 2830402 | 200ct

» 2830440 | 64ct

» 2830403 | 200ct Refill
6 rolls per case



POLARIS® HEAVY DUTY SCRUBBER WIPES- 90CT

- Multipurpose cleaning towels with built-in solvent-free cleaning formula
- Removes grease, ink, tar, paint and more
- Conditions hands while it cleans with aloe, jojoba, wheat germ extract, and vitamins
- Features a textured cleaning surface for really tough jobs
- Water rejuvenation extends life of towels

» 2830441

GENERATORS



POLARIS POWER® INVERTER GENERATORS

Polaris power portable digital inverter generators are built for your outdoor lifestyle and are tested to the same rigorous standards as every Polaris® product.

- » P136DGANA | 1000 Watt
- » P136DGBNA | 2000 Watt
- » P136DGCNA | 3000 Watt



POLARIS POWER® PARALLEL KIT

- Increase total power output by connecting two Polaris inverter generators together
- Any combination of two Polaris parallel-ready inverter generators can be connected (P2000i and a P1000i, two P2000i models or two P1000i models)
- CETL Certified
- 1 Year product warranty
- 3200 Watt maximum output, 26.7A, 60 Hz
- Auto frequency matching and load distribution to each Polaris Power Inverter Generator so neither is overloaded
- 30A twist lock receptacle, 120v

» 3410281



POLARIS POWER® TIE-DOWN LEADS / NEW

- Secure your Polaris® Power Generator by inserting the Lock & Ride® Tie Down Leads into the handle and running a strap across to tie down the generator
- Secures Lock & Ride® accepting gear
- Safely provides a point for 1" wide tie down strap

» 2880959



POLARIS POWER® GENERATOR OIL

- Polaris Engineering tested and approved
- Specifically formulated for Polaris Power Inverter Generators
- Corrosion inhibitors protect against rust and oxidation during long-term storage
- Easy starting in extreme cold environments

» 2879383 | 1 qt. | 12 per case



POLARIS POWER® COLD WEATHER KIT / NEW

- Ensure smooth running of your Polaris Generator in sub-zero temperatures
- Prevents ice blockage in the crankcase breather tube, which may lead to operational issues including oil leakage
- Installation required, no need to disconnect for warm weather operation
- Exclusively designed for use with Polaris P1000i & P2000i inverter generators

» 2881433



POLARIS POWER® INVERTER GENERATOR COVER

- Custom fitting storage covers to keep your generator safe from the elements when not in use
- Built in pocket for owner's manual & DC charge cable
- Strong durable material, resistant to mold, mildew, tears & abrasions

» 2686441 | 1000 Watt
 » 2686442 | 2000 Watt
 » 2686443 | 3000 Watt

BATTERY CARE / NEW



BATTERYMINDER® 2012 AGM - 2 AMP

- Designed for High-Performance Specialty AGM Sealed batteries
- Microprocessor controlled 12-volt, 2-amp charger/maintainer/desulfator
- Weatherproof design for use in a wide range of conditions
- Built-in battery condition indicator
- Worldwide 100-240 VAC 50/60 Hz. Input
- Temperature Sensor-Compensator (prevents potential over/under charging from 32°F - 130°F)
- Recovers deeply discharged batteries
- Maintains multiple batteries
- Manufacturer's One-Year 100% Money Back Guarantee and 5-year "No Hassle" Warranty
- Includes: 6-foot AC cord and 6-foot DC cord with quick connector

» 2830438



BATTERYMINDER® 1510 - 1.5 AMP

- Installed ambient temperature sensor for 0°F-130°F operating range ensures the battery will never be overcharged or undercharged regardless of temperature extremes
- Worldwide 100-240 VAC 50/60 Hz input
- Recovers deeply discharged batteries
- Automatic full-time high frequency (not high voltage) pulse type desulfation
- Reverse polarity, short circuit and over temperature protection
- Extends battery life up to four times when compared to new batteries not being properly charged-maintained over their lifetime.
- Manufacturer's one-year 100% money back guarantee and 10-year "no hassle" warranty
- Includes: 12ft. power cord, bc-aa: insulated battery clip cord set, optional permanent mounting tab, ring terminal assembly with quick connector

» 2830404



BATTERYMINDER® RING TERMINALS

- Features 24-inch long 18-gauge wire
- Plug has standard 5/16" negative and 3/8" positive terminals
- Replaceable 15-amp in-line fuse for circuit protection
- Uses SAE quick connector and cap

» 2830437



BATTERYMINDER® SPLITTER

A simple, safe and affordable way to connect 2 batteries simultaneously for easy battery maintenance, includes a set of ring terminals

» 2830409



BATTERYMINDER® 12' CABLE

Made with heavy-duty 16-ga. black zip cord featuring automotive SAE bullet connectors

» 2830410



BATTERYMINDER® EZ CONNECT

Allows for quick and easy connecting and disconnecting of your BatteryMinder®, includes a set of ring terminals

» 2830411

TRAILERS & ACCESSORIES



LOAD 'EM UP

Polaris® trailers are the ultimate combination of quality and versatility. With a variety of styles, sizes and price points to choose from, there is a trailer ready for you.

VIEW ALL TRAILER MODELS: POLARIS-TRAILERS.COM



STEEL UTILITY CART – TANDEM AXLE

- Tandem, sealed-bearing axle design; articulating center pivot provides reliable travel over rough terrain
- Cart has a 1000 lb. (453.6kg) payload capacity
- Holds up to 17 cu. ft. (5.2 cu. m)
- Drop-down tailgate for easy loading and dumping
- 18" x 9.5" x 8" (45.7 x 24.13 x 20.3 cm) off-road tires
- Interior size 57.7" x 31.7" x 12"

» 2878231



TIE-DOWN RATCHET STRAPS

» 2859047-01 | Red
 » 2859047-02 | Black



TIE-DOWN STRAPS

» 2871181 | Black



LOCKING 1/2" HITCH PIN

» 2877638



TRAILER BALLS - 3/4" SHANK


» 2877602 | 1 1/8"
 » 2877603 | 2"



RECEIVER HITCH

» 2877981 | 1 1/4 Receiver-3" Drop
 » 2877476 | 1 1/4 Receiver-1" Drop
 » 2875320 | 2" Receiver

RAMPS & COVERS



FOLDING HEAVY-DUTY ALUMINUM ARCHED RAMPS

- Fold up for transport
- Strong enough to hold up to 1,500 lb. (680.7 kg)
- Include safety straps and instructions
- Sold in pairs

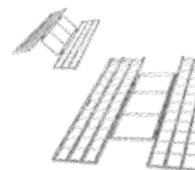
» 2875387



ALUMINUM ARCHED LOADING RAMPS

- Each ramp measures 76" x 12" (23.2 x 30.5 cm)
- Combined capacity up to 2,000 lb. (907.2 kg)
- Easily transportable
- Sold in pairs

» 2875384



LIGHTWEIGHT TRI-FOLD RAMP

- Handles up to 1,500 lb. (680.7 kg)
- Folds up to fit under ATV during transport
- Includes safety straps and instructions

» 2875385 | 72" x 51"
 » 2875860 | 82" x 51"



TRAILERING COVER

- Strong, durable, weatherproof canvas construction
- Canvas is UV-stable to resist fading from prolonged exposure to sunlight
- Designed specifically for the RANGER® so it goes on and off easily, fits properly, and offers reliable, full-coverage protection
- Ratchet strap system on the bottom secures the cover to the vehicle
- Cover features expandable pockets that ensure coverage of accessories such as all bumpers, roof, most rear cargo box accessories and more

» 2880632

570 MY 15-16, ETX MY 15-16, EV MY 15-16, EV LI-ION MY 16

» 2880633

CREW 570 MY15-16, CREW 900 MY 14-16, CREW DIESEL MY 15-16

» 2879407-067

XP 900 MY 13-16, 4X4, XP, HD MY 09-13, 4X4, XP, 2X4 MY 05-08, 570 MY 15-16, DIESEL MY 15-16

PARTS

DO RIGHT BY YOUR MACHINE.

Polaris Engineered Parts™ are rigorously tested, developed specially for your machine and optimized for peak performance. Look to do right by your machine, so it will do right for you by using only Polaris Engineered Parts™.



AIR FILTERS

- In extreme stress tests, blocked 99.9% of dirt and contaminants
- Blocks 32% more dirt and contaminants than the closest competitor



OIL FILTERS

- 44% less restriction than our competitors' oil filters, providing appropriate lubrication in any condition
- Designed to keep strong oil flow in the most demanding conditions
- Allows optimal oil flow for cold starts



BATTERY

- Designed, tested and improved to provide the high output needed in our high performance vehicles
- Guaranteed to fit in your machine & perform the way you demand it to



BRAKE PADS

- Designed and tested to perform in all conditions: humid, wet or dry, hot or cold
- Features sintered metallic pads to ensure optimal performance at extreme operating temperatures
- Engineered for maximum output and minimal noise and wear



DRIVE BELTS

- Lowest tolerance available (.188") means our belts have the least variation allowed in width and length, resulting in consistently higher performance
- All belts undergo at least 20,000 miles of vehicle testing and 1,500 hours of runtime in a dynamometer
- Made from Kevlar, our belts continue to perform and outlast other belts

2016 PARTS FIT CHART

VEHICLE	AIR FILTER	BELT	OIL FILTER	BATTERY	BRAKE PAD FRONT	BRAKE PAD REAR
RANGER XP® 900 EPS High Lifter Edition	» 7081706	» 3211149	» 2540086	» 4014609	» 2205949	» 2202413
RANGER XP® 900 / RANGER XP® 900 EPS	» 7081706	» 3211149	» 2540086	» 4014609	» 2205949	» 2202413
RANGER CREW® 900 / RANGER CREW® 900 EPS	» 7081706	» 3211149	» 2540086	» 4014132-P	» 2205949	» 2205949
RANGER CREW® 570 4 SEAT / RANGER CREW® 570 EPS 4 SEAT	» 7082037	» 3211169	» 2540086	» 4010630	» 2205949	» 2202413
RANGER® XP 570 / RANGER® 570 EPS Full-Size	» 7082037	» 3211169	» 2540086	» 4014132-P	» 2205949	» 2202413
RANGER CREW® 570 6 SEAT / RANGER CREW® 570 EPS 6 SEAT	» 7082037	» 3211169	» 2540086	» 4014132-P	» 2205949	» 2205949
RANGER® DIESEL	» 7081706	» 3211175	» 3040038	» 4014132-P	» 2205949	» 2202413
RANGER® CREW DIESEL	» 7081706	» 3211175	» 3040038	» 4014132-P	» 2205949	» 2205949
RANGER® 570 EPS	» 7082037	» 3211149	» 2540086	» 4010630	» 2202413	» 2202413
RANGER® 570 / RANGER® 570 FULL-SIZE	» 7082037	» 3211169	» 2540086	» 4012622	» 2202413	» 2202413
RANGER® ETX	» 7082037	» 3211169	» 2521231	» 4012622	» 2202413	» 2202413
RANGER® 6x6	» 1240482	» 3211162	» 2540086	» 4014132-P	» 2205949	» 2205949
RANGER® EV	» N/A	» N/A	» N/A	» 4014126	» 2205949	» 2202413
RANGER® EV Li-Ion	» N/A	» #N/A	» N/A	» 4015532 » 4015533 » 4011138	» 2205949	» 2202413

FOR A COMPLETE LISTING OF PARTS VISIT POLARIS.COM

FUEL TREATMENTS

PROVEN PERFORMANCE

PRODUCT	FUEL SYSTEM CLEANER	CORROSION PROTECTION	STABILIZES FUEL	COMBUSTION CLEANUP	ALCOHOL FREE
CARBON CLEAN	✓	✓	✓	✓	✓
ADVANCED FUEL TREATMENT		✓	✓		✓
AFTERMARKET 1					
AFTERMARKET 2	✓	✓			✓
AFTERMARKET 3					

Fuel treatments containing alcohol may be corrosive to critical engine components. All Polaris Engineered Lubricants™ fuel treatment products are alcohol free. Competitive products evaluated by third party testing facility using ASTM testing standards.



SCENTED ADVANCED FUEL TREATMENT / NEW

- New 1oz pouch treats 5 gallons of fuel
- Scented Strawberry and Mint formulas provide pleasant fragrance through the exhaust system.
- Alcohol free: safe for all powerports applications
- Ethanol compatible
- » 2881419 | 25-1 oz. | Strawberry
- » 2881418 | 25-1 oz. | Mint
- » 2881420 | 25-1 oz. | Unscented
- » 2881421 | 75-1 oz. pouches | 3 Pack Kit - 25 each formula



CARBON CLEAN / NEW

- New advanced formula with 5:1 powersports treat ratio
- Ultimate fuel and injection system cleaner
- Removes carbon deposits from valves, piston rings, and combustion chamber
- Alcohol free: safe for all powersports applications
- Ethanol compatible
- » 2881413 | 12 oz. | 12 per case



ADVANCED FUEL / NEW TREATMENT

- New advanced formula with 5:1 powersports treat ratio
- Dual Antioxidant formula protects jets and fuel system from gum and varnish
- Stabilizes fuel for up to 2 years
- Alcohol free: safe for all powersports applications
- Ethanol compatible
- » 2881416 | 12 oz. | 12 per case
- » 2881417 | 2.5 gal. | 2 per case

VEHICLE CARE

PRE-TREAT

MUD SHIELD™ PRE TREATMENT

- Pre-treat and protect, engineered for the most extreme conditions
- Makes cleaning your vehicle easier and faster
- Inhibits the adhesion of dirt, mud and snow
- » 2830229

NEVER RUST SPRAY™

- Brutal conditions demand superior protection, be prepared for any climate before and after you ride
- Synthetic formula protects against rust and corrosion while lubricating metal surfaces
- High resistance to water wash out
- » 2830230

CLEAN

XP WASH™

- Removed the most intense and stubborn dirt and trail build up easily
- A foaming, highly concentrated wash
- Superior water beading
- » 2830225

XP SPRAY WASH™

- Effortless cleaning power - simply spray on, spray off and go
- A biodegradable, high-performance wash ideal for removing dirt, oils and carbon build up
- » 2830224

GLASS CLEANER / NEW

- Heavy-duty foam formula clings to vertical surfaces
- Leaves an invisible, dirt resistant barrier for long lasting results
- Non-streak formula leaves glass surfaces crystal clear
- Cuts through grease, dirt, road-film and dried on bugs
- Cleans and brightens all glass surfaces
- » 2830443

ALL PURPOSE CLEANER

- Heavy-duty foam formula clings to vertical surfaces
- Leaves an invisible, dirt resistant barrier for long lasting results
- Non-streak formula leaves glass surfaces crystal clear
- Cuts through grease, dirt, road-film
- » 2830227

HD CLEANER & DEGREASER / NEW

- Professional grade formula
- Quickly dissolves and removes tough stains and soils from surfaces
- High foaming for optimum contact and penetration
- Biodegradable and contains no harsh acids
- » 2830418 | 1 gal.
- » 2830420 | 5 gal.

VEHICLE & EQUIPMENT WASH / NEW

- Professional grade formula
- Powers through vehicle buildup such as dirt, trail grime, and grease
- Leaves a spot free rinse on all surfaces
- Concentrated formula treats up to 32 gallons
- Biodegradable
- » 2830417 | 1 gal.
- » 2830422 | 5 gal.

ALL PURPOSE CLEANER PLUS / NEW

- Professional grade formula
- Removes built up stains from shop floors, work benches and other hard surfaces
- All-purpose formula is VOC-free, environmentally friendly and biodegradable
- Contains no chlorine, phosphates, solvents or abrasive chemicals
- » 2830414 | 1 gal.
- » 2830416 | 5 gal.

SHINE

POLARIS® POLISH

- Protection and shine have never looked so good or been so easy - spray on, wipe off and go
- Ideal on painted and plastic surfaces
- Contains carnauba wax
- » 2830228

INSTANT SHINE & DETAILER

- Cleans, polishes and protects plastic and painted surfaces
- Be quick, be effective, be ready to go
- Spray and wipe formula
- » 2830226





THE ONLY OIL DEVELOPED WITH AND FOR YOUR ENGINE.

Only Polaris Engineered Lubricants™ are specially developed with Polaris® engines to handle the intense conditions and high-performance requirements demanded by riders worldwide. In independently verified testing, engines running for 75 hours, engines using PS-4 showed 24% less wear in crucial engine parts compared to traditional name-brand automotive oil, while consuming 19% less oil. Trust the only oil perfectly engineered for your Polaris® vehicle.

PS-4 FULL SYNTHETIC OIL

- Optimal ambient temperature operating range: -40° F to 100° F
- Maintains critical cold flow characteristics down to -40° F
- Designed specifically for Polaris® 4-cycle engines
- High film strength and wear protection under extreme loads and extreme cold temperatures
- Exclusive anti-wear additives protect engine parts
- Extra rust and corrosion protection



OIL CHANGE KITS

- » 2882166 POLARIS ACE® 570, RZR®/RANGER® 570, TWIN 600, 700, 800
- » 2877473 SPORTSMAN® 330-570, XP 550/850/1000
- » 2880913 RANGER®/SPORTSMAN® ETX, POLARIS ACE™
- » 2879323 RANGER® XP 900, RZR® 900/1000
- » 2879129 RZR® XP MY11-12
- » 2881696 / **NEW** RZR® XP TURBO MY16

Contains the specific amount of oil for your machine, correct filter and mileage sticker



- » 2876244 | 1 qt. | 12 per case
- » 2877490 | 2 qt. | 8 per case
- » 2876245 | gal. | 4 per case
- » 2876247 | 16 gal. drum
- » 2876246 | 55 gal. drum
- » 2878814 | 330 gal. tote

PS-4 EXTREME DUTY FULL SYNTHETIC OIL

- Optimal ambient temperature operating range: 0° F to 130° F
- Designed specifically for Polaris® 4-cycle engines
- High film strength and wear protection under extreme loads and extreme high temperatures
- Exclusive anti-wear additives protect engine parts
- Extra rust and corrosion protection



OIL CHANGE KITS

- » 2879004 POLARIS ACE® 570, RZR®/RANGER® 570, TWIN 600, 700, 800
- » 2878924 SPORTSMAN® 330-570, XP 550/850/1000
- » 2879324 RANGER® XP 900, RZR® 900/1000
- » 2879130 RZR® XP MY11-12
- » 2881697 / **NEW** RZR® XP TURBO MY16

Contains the specific amount of oil for your machine, correct filter and mileage sticker



- » 2878920 | 1 qt. | 12 per case
- » 2878922 | 2 qt. | 8 per case
- » 2878919 | gal. | 4 per case
- » 2879003 | 16 gal. drum
- » 2879002 | 55 gal. drum
- » 2879001 | 330 gal. tote

PS-4 FULL SYNTHETIC VS AUTOMOTIVE OIL

39% GREATER VISCOSITY RANGE



- Industry-leading viscosity range
- 5W provides optimal cold-start protection
- 50 provides maximum film strength in high-heat, high-stress conditions

24% BETTER WEAR PROTECTION



- Anti-wear additives bond to critical motor internals for wear prevention
- High detergency prevents sludge & carbon buildup

19% HIGHER OIL RETENTION



- Full synthetic base stock
- Low volatility keeps oil in the crankcase

TIP: FOR PEAK ENGINE PERFORMANCE & EXTENDED VEHICLE LIFE, REMEMBER TO CHANGE YOUR OIL EVERY 6 MONTHS*

*See owner's manual for your vehicles recommended maintenance interval.



ANGLE DRIVE FLUID

- Extreme pressure, anti-wear, high viscosity film lubrication
 - Maximum protection of Polaris front & right angle drives
 - Excellent corrosion protection
 - Ensures long component life under severe operating conditions
- » 2876160 | 1 qt. | 12 per case
» 2872276 | 2.5 gal. | 2 per case



AGL

- Full synthetic friction-reducing formulation, extreme pressure film protection for severe operating temperatures
 - Prevents rust, oxidation, foam and corrosion of internal ATV transmission components
- » 2878068 | 1 qt. | 12 per case
» 2878069 | gal. | 4 per case
» 2878070 | 2.5 gal. | 2 per case
» 2879594 | 55 gal. drum



DEMAND DRIVE

- Formulated for lubricity, corrosion and oxidation protection in all operating conditions
 - Replaces Demand Drive Fluid, LT Demand Drive Fluid, and ADC Fluid
- » 2877922 | 1 qt. | 12 per case
» 2877923 | 2.5 gal. | 2 per case



ORV MAINTENANCE KIT / NEW

- Kit includes:
 - 1.5 quarts of AGL
 - 1 quart of Angle Drive Fluid
 - 1 pint of Demand Drive Fluid
 - 1 3oz. tube of All-Season Grease
 - Services RANGER®, RZR®, Sportsman®, Polaris ACE™
- » 2880425



EXTENDED LIFE ANTI-FREEZE 50/50 FORMULATION

- Extended 5-year service internal
 - New organic acid technology
 - Hard water compatible
 - No scaling = better heat transfer
 - New yellow coloration
- » 2880514 | 1 qt. | 12 per case
» 2880513 | 1 gal. | 6 per case
» 2880512 | 55 gal. drum



BRAKE FLUID

- Designed for use in Polaris® hydraulic brakes
 - Superior high temperature characteristics
 - Anti-corrosive additives extend the life of brake system and ensure consistent, positive braking
- » 2872189 | 12 oz. | 12 per case



SYNTHETIC DIESEL ENGINE OIL

- All-Season 5W-40 Formula
 - Excellent cold weather protection
 - Ultimate protection in serve duty applications
- » 2879832 | Quart | 12 per case



SUMMER 15W40 DIESEL OIL

- Multi grade lubricant designed for heavy duty equipment
 - Excellent wear protection during high temperature applications
- » 2878473 | 2 qt. | 8 per case

LOCTITE



LOCTITE® RED THREADLOCKER STICK HIGH STRENGTH
» 2830364



LOCTITE® GASKET MAKER 518
» 2830327



LOCTITE® 243 BLUE THREADLOCKER STICK MEDIUM STRENGTH
» 2830362



LOCTITE® RTV 598 BLACK
» 2830233



LOCTITE® THREAD SEALANT STICK
» 2830236



GREASE GUN KIT

- Tough steel construction and pistol grip design
 - Front and top-pipe outlet mounts accept both 6" rigid pipe nozzle and 12" 12,000 psi flex hose
 - Comes with standard zerk fitting
- » 2871312 | 4 per case



ALL-SEASON GREASE

- High shear stability
 - Superior adhesion
 - Multi-purpose formulation for all Polaris applications except U-joints
 - Low temperature pliability for protection at cold start-up as well as excellent high speed and high temperature protection
- » 2871322 | 3 oz 4-pack | 6 per case
» 2871423 | 14 oz. | 10 per case



U-JOINT GREASE

- Increases U-joint life
 - Extremely water resistant
 - Molybdenum additive cushions shock-load in U-joint applications
 - High shear stability
 - Superior adhesion
- » 2871515 | 3 oz 4-pack | 24 per case
» 2871551 | 14 oz | 10 per case



**IT'S NOT THE HARDEST WORKING,
SMOOTHEST RIDING™ WITH JUST ANY OIL.**

Only Polaris Engineered Lubricants™ are developed with Polaris® engines to keep your **RANGER®** operating at full capacity in any environment.

In addition to a full line of accessories and apparel, Polaris® offers a complete line of financing and service contract options. See your dealer for more info.


MY16 RGR Appri Accessory Intl | 9930150

Intl | 9930150



The only extended coverage straight from Polaris™—compromise nothing.
www.proctectmypolaris.com

All riders pictured are trained professionals. Polaris® recommends that all riders take a training course. Do not attempt maneuvers beyond your capability. Always wear a helmet and other safety apparel. Never drink and ride. All off-road vehicles depicted in this brochure may feature Polaris® parts and accessories and are not standard features of the base models they accompany. All performance and/or feature and benefit claims are based upon competitive data available at time of printing. For your nearest dealer, call 1-800-POLARIS or go to www.polaris.com.
Polaris Sales Inc., 2100 Hwy. 55, Medina, MN 55340 (763) 542-0500 Fax (763) 542-0599
Polaris Industries Ltd. 50 Prairie Way, Winnipeg, Manitoba, Canada R2J 3J8 (204) 925-7100 Fax (204) 925-7110



**EARN \$50 POLARIS® CASH
WITH YOUR FIRST PURCHASE
AND TAKE THE TRAIL MORE REWARDED.**



The creditor and issuer of the Polaris® Visa card is U.S. Bank National Association, pursuant to a license from Visa U.S.A. Inc. © 2015 U.S. Bank National Association. All rights reserved.

Unless noted, trademarks are the property of Polaris® Industries Inc. 509® is a registered trademark of 509, Inc. Amara® is a registered trademark of Kuraray Co. Ltd. of Japan. AP-360® is a registered trademark of TK. Bighorn® is a registered trademark of Cheng Shin Rubber USA, Inc. Bluetooth® is a registered trademark of Bluetooth Sig. Inc. Break-Up® is a registered trademark of Haas Outdoors, Inc. Browning® is a registered trademark of Browning Corporation. ChatterBox™ is a trademark of ChatterBox USA. Cordura® is a registered trademark of Invista North America S.A.R.L. Daewoo® is a registered trademark of Daewoo International Corporation. Fly F2® is a registered trademark of Western Power Sports, Inc. Fly Racing® is a registered trademark of Western Power Sports, Inc. FXR® is a registered trademark of Factory Racewear. iPhone® and iPod® are registered trademarks of Apple Computer, Inc. ITP® is a registered trademark of Carlisle Intangible Company. Jensen® is a registered trademark of Recoton Audio Corp. JL Audio® is a registered trademark of JL Audio, Inc. Kevlar® is a registered trademark of DuPont. Kolpin® is a registered trademark of Kolpin Outdoors, Inc. Lowrance® is a registered trademark of Navico, Inc. Lycra® is a registered trademark of INVISTA North America S.A.R.L. Maxxis® is a registered trademark of Cheng Shin Rubber Ind. Co., Ltd. Mossy Oak® is a registered trademark of Haas Outdoors, Inc. Nivomat® is a registered trademark of ZF Sachs AG. OBG10® is a registered trademark of Dglo International, Inc. PIAA® is a registered trademark of PIAA Corporation. Polyfil® is a registered trademark of J & P Coats Limited Corp. Quick-Dry® is a registered trademark of Innovative Fashion Group Corp. SAE® is a registered trademark of Society of Automotive Engineers, Inc. Sedona® is a trademark of Western Power Sports, Inc. Sirius® is a registered trademark of Ampspeaker APS Corporation. SIXR® is a trademark of Cheng Shin Rubber Ind. Co., Ltd. Snell® is a registered trademark of Snell Memorial Foundation, Inc. SSV WORKS® is a registered trademark of SSV Works, LLC. TekVest® is a registered trademark of Tekrider, Inc. Velcro® is a registered trademark of Velcro Industries B.V. Ltd Co. Netherlands. Walker Evans® is a registered trademark of Walker Evans Racing. WARN® is a registered trademark of WARN® Industries, Inc. YKK® is a registered trademark of YKK Corporation. Prices and availability are subject to change at any moment. Copyright © 2015 Polaris® Industries. All rights reserved.